



Southwire™

CONDUIT BODIES CATALOG

**BUILT FOR DURABILITY.
BUILT FOR RELIABILITY.
BUILT FOR WORK.™**

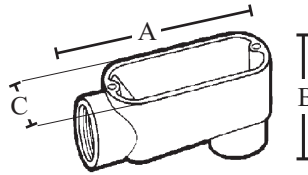
SOUTHWIRE.COM

RIGID CONDUIT BODIES

THREADED LB TYPE



LB1



FEATURES

- Threaded LB type
- NPT tapered hubs
- Suitable for use in concrete
- Suitable for use in wet locations

APPLICATIONS

- Provides access to conductors for pulling, splicing and maintenance

STANDARD MATERIAL

- Copper free aluminum die cast

STANDARD FINISH

- Powder coat

CERTIFICATIONS

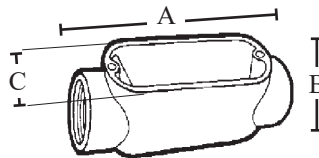
- UL Standard: 514A
- Fed. Spec. W-C-586D
- NEMA FB 1

PART #	SIZE	WIRE SIZE		INNER QTY.	MASTER QTY.	WEIGHT/ CASE (LBS.)	A	B	C
		MAX. NUMBER	MAX. SIZE						
LB1	1/2"	1	6 AWG	10	100	28	4.295"	2.15"	1.33"
LB2	3/4"	2	6 AWG	10	50	19	5.09"	2.43"	1.54"
LB3	1"	3	6 AWG	5	25	18	5.915"	2.765"	1.74"
LB4	1-1/4"	3	2 AWG	2	10	13	7.894"	3.665"	2.49"
LB5	1-1/2"	3	2 AWG	2	10	14	7.894"	3.665"	2.49"
LB6	2"	3	2/0 AWG	1	5	13	10.134"	4.275"	3.10"
LB7	2-1/2"	3	2/0 AWG	---	1	3	12.50"	5.437"	4.45"
LB8	3"	3	4/0 AWG	---	1	4	12.50"	5.675"	4.45"
LB9	3-1/2"	3	400 MCM	---	1	7	15.50"	6.922"	5.50"
LB10	4"	3	400 MCM	---	1	7	15.50"	6.922"	5.50"

THREADED C TYPE



C1



FEATURES

- Threaded C type
- NPT tapered hubs
- Suitable for use in concrete
- Suitable for use in wet locations

APPLICATIONS

- Provides access to conductors for pulling, splicing and maintenance

STANDARD MATERIAL

- Copper free aluminum die cast

STANDARD FINISH

- Powder coat

CERTIFICATIONS

- UL Standard: 514A
- Fed. Spec. W-C-586D
- NEMA FB 1

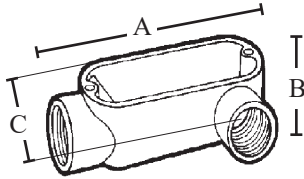
PART #	SIZE	WIRE SIZE		INNER QTY.	MASTER QTY.	WEIGHT/ CASE (LBS.)	A	B	C
		MAX. NUMBER	MAX. SIZE						
C1TZ	1/2"	1	6 AWG	10	100	24	4.72"	1.370"	1.33"
C2TZ	3/4"	2	6 AWG	10	50	21	5.57"	1.625"	1.54"
C3TZ	1"	3	6 AWG	5	25	15	6.46"	1.90"	1.74"
C4TZ	1-1/4"	3	2 AWG	2	10	15	8.528"	2.77"	2.49"
C5TZ	1-1/2"	3	2 AWG	2	10	9	8.528"	2.77"	2.49"
C6RTZ	2"	3	2/0 AWG	1	5	13	10.831"	3.335"	3.10"
C7	2-1/2"	3	4/0 AWG	---	1	3	13.50"	4.06"	4.45"
C8	3"	3	250 MCM	---	1	6	13"	4.685"	4.45"
C9	3-1/2"	3	350 MCM	---	1	8	15.937"	5.45"	5.50"
C10	4"	4	350 MCM	---	1	8	15.937"	5.45"	5.50"

RIGID CONDUIT BODIES

THREADED LL TYPE



LL1



FEATURES

- Threaded LL type
- NPT tapered hubs
- Suitable for use in concrete
- Suitable for use in wet locations

APPLICATIONS

- Provides access to conductors for pulling, splicing and maintenance

STANDARD MATERIAL

- Copper free aluminum die cast

STANDARD FINISH

- Powder coat

CERTIFICATIONS

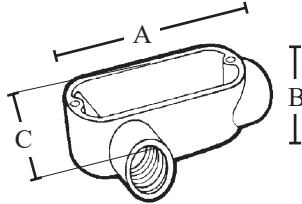
- UL Standard: 514A
- Fed. Spec. W-C-586D
- NEMA FB 1

PART #	SIZE	WIRE SIZE		INNER QTY.	MASTER QTY.	WEIGHT/ CASE (LBS.)	A	B	C
		MAX. NUMBER	MAX. SIZE						
LL1	1/2"	1	6 AWG	10	100	28	4.295"	1.37"	2.03"
LL2	3/4"	2	6 AWG	10	50	23	5.09"	1.625"	2.33"
LL3	1"	3	6 AWG	5	25	18	5.915"	1.90"	2.65"
LL4	1-1/4"	3	2 AWG	2	10	14	7.894"	2.77"	3.385"
LL5	1-1/2"	3	2 AWG	2	10	16	7.894"	2.77"	3.385"
LL6	2"	3	2/0 AWG	1	5	14	10.134"	3.335"	3.81"
LL7	2-1/2"	3	4/0 AWG	---	1	6	13"	4.063"	5.709"
LL8	3"	3	250 MCM	---	1	6	12.75"	4.682"	5.506"
LL9	3-1/2"	3	350 MCM	---	1	8	15.50"	5.452"	6.171"
LL10	4"	4	350 MCM	---	1	8	15.50"	5.452"	6.171"

THREADED LR TYPE



LR1



FEATURES

- Threaded LR type
- NPT tapered hubs
- Suitable for use in concrete
- Suitable for use in wet locations

APPLICATIONS

- Provides access to conductors for pulling, splicing and maintenance

STANDARD MATERIAL

- Copper free aluminum die cast

STANDARD FINISH

- Powder coat

CERTIFICATIONS

- UL Standard: 514A
- Fed. Spec. W-C-586D
- NEMA FB 1

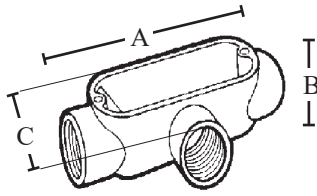
PART #	SIZE	WIRE SIZE		INNER QTY.	MASTER QTY.	WEIGHT/ CASE (LBS.)	A	B	C
		MAX. NUMBER	MAX. SIZE						
LR1	1/2"	1	6 AWG	10	100	29	4.295"	1.37"	2.03"
LR2	3/4"	2	6 AWG	10	50	24	5.09"	1.625"	2.33"
LR3	1"	3	6 AWG	5	25	19	5.915"	1.90"	2.65"
LR4	1-1/4"	3	2 AWG	2	10	14	7.894"	2.77"	3.385"
LR5	1-1/2"	3	2 AWG	2	10	17	7.894"	2.77"	3.385"
LR6	2"	3	2/0 AWG	1	5	14	10.134"	3.335"	3.81"
LR7	2-1/2"	3	4/0 AWG	---	1	6	13.50"	4.063"	5.709"
LR8	3"	3	250 MCM	---	1	6	12.75"	4.682"	5.506"
LR9	3-1/2"	3	350 MCM	---	1	8	15.50"	5.452"	6.171"
LR10	4"	4	350 MCM	---	1	8	15.50"	5.452"	6.171"

RIGID CONDUIT BODIES

THREADED T TYPE



T1



FEATURES

- Threaded T type
- NPT tapered hubs
- Suitable for use in concrete
- Suitable for use in wet locations

APPLICATIONS

- Provides access to conductors for pulling, splicing and maintenance

STANDARD MATERIAL

- Copper free aluminum die cast

STANDARD FINISH

- Powder coat

CERTIFICATIONS

- UL Standard: 514A
- Fed. Spec. W-C-586D
- NEMA FB 1

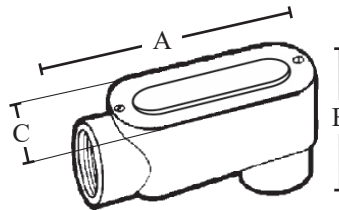
PART #	SIZE	WIRE SIZE		INNER QTY.	MASTER QTY.	WEIGHT/ CASE (LBS.)	A	B	C
		MAX. NUMBER	MAX. SIZE						
T1	1/2"	1	6 AWG	10	100	32	4.72"	1.37"	2.03"
T2	3/4"	2	6 AWG	10	50	26	5.57"	1.625"	2.335"
T3	1"	3	6 AWG	5	25	18	6.46"	1.90"	2.705"
T4	1-1/4"	3	2 AWG	2	10	17	8.528"	2.77"	3.63"
T5	1-1/2"	3	2 AWG	2	10	19	8.528"	2.77"	3.63"
T6	2"	3	2/0 AWG	---	5	7	10.831"	3.335"	3.98"
T7	2-1/2"	3	4/0 AWG	---	1	7	13.50"	4.06"	5.825"
T8	3"	3	250 MCM	---	1	7	13"	4.685"	5.825"
T9	3-1/2"	3	350 MCM	---	1	9	15.937"	5.45"	7.06"
T10	4"	4	350 MCM	---	1	9	15.937"	5.45"	7.06"

RIGID CONDUIT BODIES WITH COVER AND GASKET

THREADED LB TYPE



LB1CG



FEATURES

- Threaded LB type with cover and gasket
- NPT tapered hubs
- Suitable for use in concrete
- Suitable for use in wet locations

APPLICATIONS

- Provides access to conductors for pulling, splicing and maintenance

STANDARD MATERIAL

- Copper free aluminum die cast
- Cover - Stamped steel
- Gasket - Neoprene rubber

STANDARD FINISH

- Powder coat

CERTIFICATIONS

- UL Standard: 514A
- Fed. Spec. W-C-586D
- NEMA FB 1

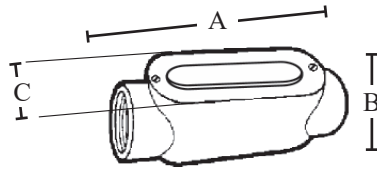
PART #	SIZE	WIRE SIZE		INNER QTY.	MASTER QTY.	WEIGHT/ CASE (LBS.)	A	B	C
		MAX. NUMBER	MAX. SIZE						
LB1CG	1/2"	1	6 AWG	10	100	34	4.295"	2.15"	1.33"
LB2CG	3/4"	2	6 AWG	10	50	23	5.09"	2.43"	1.54"
LB3CG	1"	3	6 AWG	5	25	19	5.915"	2.765"	1.74"
LB4CG	1-1/4"	3	2 AWG	2	10	14	7.894"	3.665"	2.49"
LB5CG	1-1/2"	3	2 AWG	2	10	15	7.894"	3.665"	2.49"
LB6CG	2"	3	2/0 AWG	1	5	14	10.134"	4.275"	3.10"
LB7CG	2-1/2"	3	2/0 AWG	---	1	7	12.50"	5.437"	4.45"
LB8CG	3"	3	4/0 AWG	---	1	7	12.50"	5.675"	4.45"
LB9CG	3-1/2"	3	400 MCM	---	1	10	15.50"	6.922"	5.50"
LB10CG	4"	3	400 MCM	---	1	10	15.50"	6.922"	5.50"

RIGID CONDUIT BODIES WITH COVER AND GASKET

THREADED C TYPE



C1CG



FEATURES

- Threaded C type with cover and gasket
- NPT tapered hubs
- Suitable for use in concrete
- Suitable for use in wet locations

APPLICATIONS

- Provides access to conductors for pulling, splicing and maintenance

STANDARD MATERIAL

- Copper free aluminum die cast
- Cover - Stamped steel
- Gasket - Neoprene rubber

STANDARD FINISH

- Powder coat

CERTIFICATIONS

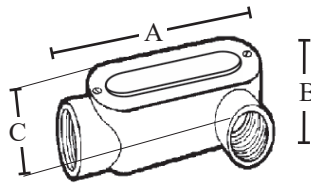
- UL Standard: 514A
- Fed. Spec. W-C-586D
- NEMA FB 1

PART #	SIZE	WIRE SIZE		INNER QTY.	MASTER QTY.	WEIGHT/ CASE (LBS.)	A	B	C
		MAX. NUMBER	MAX. SIZE						
C1CG	1/2"	1	6 AWG	10	100	30	4.72"	1.37"	1.33"
C2CG	3/4"	2	6 AWG	10	50	25	5.57"	1.625"	1.54"
C3CG	1"	3	6 AWG	5	25	18	6.46"	1.90"	1.74"
C4CG	1-1/4"	3	2 AWG	2	10	17	8.528"	2.77"	2.49"
C5CG	1-1/2"	3	2 AWG	2	10	19	8.528"	2.77"	2.49"
C6CG	2"	3	2/0 AWG	1	5	14	10.831"	3.335"	3.10"
C7CG	2-1/2"	3	4/0 AWG	---	1	7	13.50"	4.06"	4.45"
C8CG	3"	3	250 MCM	---	1	7	13.50"	4.685"	4.45"
C9CG	3-1/2"	3	350 MCM	---	1	10	15.937"	5.45"	5.50"
C10CG	4"	4	350 MCM	---	1	10	15.937"	5.45"	5.50"

THREADED LL TYPE



LL1CG



FEATURES

- Threaded LL type with cover and gasket
- NPT tapered hubs
- Suitable for use in concrete
- Suitable for use in wet locations

APPLICATIONS

- Provides access to conductors for pulling, splicing and maintenance

STANDARD MATERIAL

- Copper free aluminum die cast
- Cover - Stamped steel
- Gasket - Neoprene rubber

STANDARD FINISH

- Powder coat

CERTIFICATIONS

- UL Standard: 514A
- Fed. Spec. W-C-586D
- NEMA FB 1

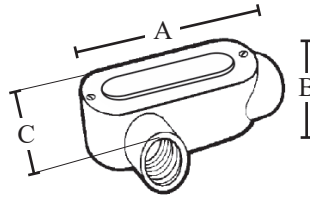
PART #	SIZE	WIRE SIZE		INNER QTY.	MASTER QTY.	WEIGHT/ CASE (LBS.)	A	B	C
		MAX. NUMBER	MAX. SIZE						
LL1CG	1/2"	1	6AWG	10	100	36	4.295"	1.37"	2.03"
LL2CG	3/4"	2	6AWG	10	50	23	5.09"	1.625"	2.33"
LL3CG	1"	3	6AWG	5	25	19	5.915"	1.90"	2.65"
LL4CG	1-1/4"	3	2AWG	2	10	15	7.894"	2.77"	3.385"
LL5CG	1-1/2"	3	2AWG	2	10	16	7.894"	2.77"	3.385"
LL6CG	2"	3	2/0AWG	1	5	14	10.134"	3.335"	3.81"
LL7CG	2-1/2"	3	4/0AWG	---	1	7	13"	4.063"	5.709"
LL8CG	3"	3	250MCM	---	1	7	12.75"	4.682"	5.506"
LL9CG	3-1/2"	3	350MCM	---	1	10	15.50"	5.452"	6.171"
LL10CG	4"	4	350MCM	---	1	10	15.50"	5.452"	6.171"

RIGID CONDUIT BODIES WITH COVER AND GASKET

THREADED LR TYPE



LR1CG



FEATURES

- Threaded LR type with cover and gasket
- NPT tapered hubs
- Suitable for use in concrete
- Suitable for use in wet locations

APPLICATIONS

- Provides access to conductors for pulling, splicing and maintenance

STANDARD MATERIAL

- Copper free aluminum die cast
- Cover - Stamped steel
- Gasket - Neoprene rubber

STANDARD FINISH

- Powder coat

CERTIFICATIONS

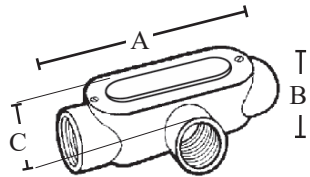
- UL Standard: 514A
- Fed. Spec. W-C-586D
- NEMA FB 1

PART #	SIZE	WIRE SIZE		INNER QTY.	MASTER QTY.	WEIGHT/ CASE (LBS.)	A	B	C
		MAX. NUMBER	MAX. SIZE						
LR1CG	1/2"	1	6 AWG	10	100	36	4.295"	1.37"	2.03"
LR2CG	3/4"	2	6 AWG	10	50	28	5.09"	1.625"	2.33"
LR3CG	1"	3	6 AWG	5	25	17	5.915"	1.90"	2.65"
LR4CG	1-1/4"	3	2 AWG	2	10	15	7.894"	2.77"	3.385"
LR5CG	1-1/2"	3	2 AWG	2	10	18	7.894"	2.77"	3.385"
LR6CG	2"	3	2/0 AWG	1	5	14	10.134"	3.335"	3.81"
LR7CG	2-1/2"	3	4/0 AWG	---	1	7	13"	4.063"	5.709"
LR8CG	3"	3	250 MCM	---	1	7	12.75"	4.682"	5.506"
LR9CG	3-1/2"	3	350 MCM	---	1	10	15.50"	5.452"	6.171"
LR10CG	4"	4	350 MCM	---	1	10	15.50"	5.452"	6.171"

THREADED T TYPE



T1CG



FEATURES

- Threaded T type with cover and gasket
- NPT tapered hubs
- Suitable for use in concrete
- Suitable for use in wet locations

APPLICATIONS

- Provides access to conductors for pulling, splicing and maintenance

STANDARD MATERIAL

- Copper free aluminum die cast
- Cover - Stamped steel
- Gasket - Neoprene rubber

STANDARD FINISH

- Powder coat

CERTIFICATIONS

- UL Standard: 514A
- Fed. Spec. W-C-586D
- NEMA FB 1

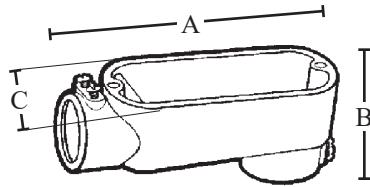
PART #	SIZE	WIRE SIZE		INNER QTY.	MASTER QTY.	WEIGHT/ CASE (LBS.)	A	B	C
		MAX. NUMBER	MAX. SIZE						
T1CG	1/2"	1	6 AWG	10	100	38	4.72"	1.37"	1.33"
T2CG	3/4"	2	6 AWG	10	50	30	5.57"	1.625"	1.54"
T3CG	1"	3	6 AWG	5	25	20	6.46"	1.90"	1.74"
T4CG	1-1/4"	3	2 AWG	2	10	19	8.528"	2.77"	2.49"
T5CG	1-1/2"	3	2 AWG	2	10	21	8.528"	2.77"	2.49"
T6CG	2"	3	2/0 AWG	---	5	10	10.831"	3.335"	3.10"
T7CG	2-1/2"	3	4/0 AWG	---	1	4	13.50"	4.06"	5.825"
T8CG	3"	3	250 MCM	---	1	5	13.50"	4.685"	5.825"
T9CG	3-1/2"	3	350 MCM	---	1	12	15.937"	5.45"	7.06"
T10CG	4"	4	350 MCM	---	1	9	15.937"	5.45"	7.06"

EMT CONDUIT BODIES

SET SCREW LB TYPE



ELB1



FEATURES

- Set screw EMT LB type
- Suitable for use in concrete

APPLICATIONS

- Provides access to conductors for pulling, splicing and maintenance

STANDARD MATERIAL

- Copper free aluminum die cast
- Steel screws

STANDARD FINISH

- Powder coat

CERTIFICATIONS

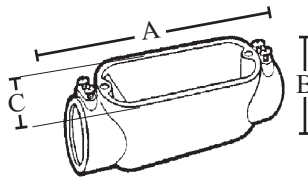
- UL Standard: 514A
- Fed. Spec. W-C-586D
- NEMA FB 1

PART #	SIZE	WIRE SIZE		INNER QTY.	MASTER QTY.	WEIGHT/ CASE (LBS.)	A	B	C
		MAX. NUMBER	MAX. SIZE						
ELB1	1/2"	1	6 AWG	10	100	28	4.295"	2.15"	1.33"
ELB2	3/4"	2	6 AWG	10	50	19	5.09"	2.43"	1.54"
ELB3	1"	3	6 AWG	5	25	20	5.915"	2.765"	1.74"
ELB4	1-1/4"	3	2 AWG	2	10	13	7.894"	3.665"	2.49"
ELB5	1-1/2"	3	2 AWG	2	10	14	7.894"	3.665"	2.49"
ELB6	2"	3	2/0 AWG	1	5	13	10.134"	4.275"	3.10"
ELB7	2-1/2"	3	2/0 AWG	---	1	6	12.50"	5.437"	4.45"
ELB8	3"	3	4/0 AWG	---	1	6	12.50"	5.657"	4.45"
ELB9	3-1/2"	3	400 MCM	---	1	8	15.50"	6.922"	5.50"
ELB10	4"	3	400 MCM	---	1	8	15.50"	6.922"	5.50"

SET SCREW C TYPE



EC1



FEATURES

- Set screw C type
- Suitable for use in concrete

APPLICATIONS

- Provides access to conductors for pulling, splicing and maintenance

STANDARD MATERIAL

- Copper free aluminum die cast
- Steel screws

STANDARD FINISH

- Powder coat

CERTIFICATIONS

- UL Standard: 514A
- Fed. Spec. W-C-586D
- NEMA FB 1

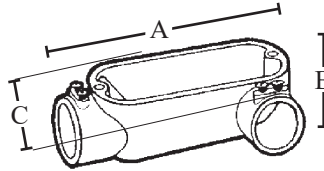
PART #	SIZE	WIRE SIZE		INNER QTY.	MASTER QTY.	WEIGHT/ CASE (LBS.)	A	B	C
		MAX. NUMBER	MAX. SIZE						
EC1	1/2"	1	6 AWG	10	100	24	4.72"	1.370"	1.33"
EC2	3/4"	2	6 AWG	10	50	21	5.57"	1.625"	1.54"
EC3	1"	3	6 AWG	5	25	25	6.46"	1.90"	1.74"
EC4	1-1/4"	3	2 AWG	2	10	15	8.528"	2.77"	2.49"
EC5	1-1/2"	3	2 AWG	2	10	17	8.528"	2.77"	2.49"
EC6	2"	3	2/0 AWG	1	5	13	10.831"	3.335"	3.10"
EC7	2-1/2"	3	4/0 AWG	---	1	6	13"	4.063"	5.709"
EC8	3"	3	250 MCM	---	1	7	12.50"	4.682"	5.506"
EC9	3-1/2"	3	350 MCM	---	1	8	15.50"	5.452"	6.171"
EC10	4"	4	350 MCM	---	1	8	15.50"	5.452"	6.171"

EMT CONDUIT BODIES

SET SCREW LL TYPE



ELL1



FEATURES

- Set screw LL type
- Suitable for use in concrete

APPLICATIONS

- Provides access to conductors for pulling, splicing and maintenance

STANDARD MATERIAL

- Copper free aluminum die cast
- Steel screws

STANDARD FINISH

- Powder coat

CERTIFICATIONS

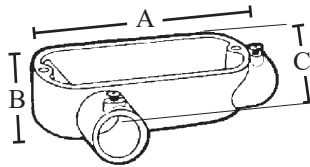
- UL Standard: 514A
- Fed. Spec. W-C-586D
- NEMA FB 1

PART #	SIZE	MAX. NUMBER	MAX. SIZE	INNER QTY.	MASTER QTY.	WEIGHT/ CASE (LBS.)	A	B	C
ELL1	1/2"	1	6 AWG	10	100	30	4.295"	1.37"	2.03"
ELL2	3/4"	2	6 AWG	10	50	23	5.09"	1.625"	2.33"
ELL3	1"	3	6 AWG	5	25	18	5.915"	1.90"	2.65"
ELL4	1-1/4"	3	2 AWG	2	10	14	7.894"	2.77"	3.385"
ELL5	1-1/2"	3	2 AWG	2	10	16	7.894"	2.77"	3.385"
ELL6	2"	3	2/0 AWG	1	5	14	10.134"	3.335"	3.81"
ELL7	2-1/2"	3	4/0 AWG	---	1	6	12.50"	5.437"	4.45"
ELL8	3"	3	250 MCM	---	1	6	12.50"	5.657"	4.45"
ELL9	3-1/2"	3	350 MCM	---	1	8	15.50"	6.922"	5.50"
ELL10	4"	4	350 MCM	---	1	8	15.50"	6.922"	5.50"

SET SCREW LR TYPE



ELR1



FEATURES

- Set screw LR type
- Suitable for use in concrete

APPLICATIONS

- Provides access to conductors for pulling, splicing and maintenance

STANDARD MATERIAL

- Copper free aluminum die cast
- Steel screws

STANDARD FINISH

- Powder coat

CERTIFICATIONS

- UL Standard: 514A
- Fed. Spec. W-C-586D
- NEMA FB 1

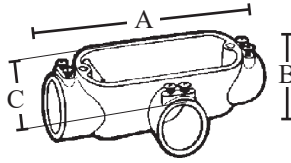
PART #	SIZE	MAX. NUMBER	WIRE SIZE MAX. SIZE	INNER QTY.	MASTER QTY.	WEIGHT/ CASE (LBS.)	A	B	C
ELR1	1/2"	1	6 AWG	10	100	30	4.295"	1.37"	2.03"
ELR2	3/4"	2	6 AWG	10	50	24	5.09"	1.625"	2.33"
ELR3	1"	3	6 AWG	5	25	16	5.915"	1.90"	2.65"
ELR4	1-1/4"	3	2 AWG	2	10	14	7.894"	2.77"	3.385"
ELR5	1-1/2"	3	2 AWG	2	10	17	7.894"	2.77"	3.385"
ELR6	2"	3	2/0 AWG	1	5	14	10.134"	3.335"	3.81"
ELR7	2-1/2"	3	4/0 AWG	---	1	6	12.50"	5.437"	4.45"
ELR8	3"	3	250 MCM	---	1	6	12.50"	5.657"	4.45"
ELR9	3-1/2"	3	350 MCM	---	1	8	15.50"	6.922"	5.50"
ELR10	4"	4	350 MCM	---	1	8	15.50"	6.922"	5.50"

EMT CONDUIT BODIES

SET SCREW T TYPE



ET1



FEATURES

- Set screw T type
- Suitable for use in concrete

APPLICATIONS

- Provides access to conductors for pulling, splicing and maintenance

STANDARD MATERIAL

- Copper free aluminum die cast
- Steel screws

STANDARD FINISH

- Powder coat

CERTIFICATIONS

- UL Standard: 514A
- Fed. Spec. W-C-586D
- NEMA FB 1

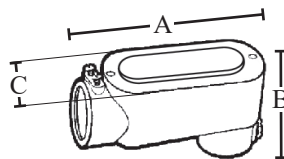
PART #	SIZE	WIRE SIZE		INNER QTY.	MASTER QTY.	WEIGHT/ CASE (LBS.)	A	B	C
		MAX. NUMBER	MAX. SIZE						
ET1	1/2"	1	6 AWG	10	100	32	4.72"	1.37"	2.03"
ET2	3/4"	2	6 AWG	10	50	30	5.57"	1.625"	2.335"
ET3	1"	3	6 AWG	5	25	15	6.46"	1.90"	2.705"
ET4	1-1/4"	3	2 AWG	2	10	17	8.528"	2.77"	3.63"
ET5	1-1/2"	3	2 AWG	2	10	19	8.528"	2.77"	3.63"
ET6	2"	3	2/0 AWG	---	2	5	10.831"	3.335"	3.98"
ET7	2-1/2"	3	4/0 AWG	---	1	7	13.50"	4.06"	5.825"
ET8	3"	3	250 MCM	---	1	7	13.50"	4.685"	5.825"
ET9	3-1/2"	3	350 MCM	---	1	9	15.937"	5.45"	7.06"
ET10	4"	4	350 MCM	---	1	9	15.937"	5.45"	7.06"

EMT CONDUIT BODIES WITH COVER AND GASKET

SET SCREW LB TYPE



ELB1CG



FEATURES

- Set screw LB type with cover and gasket
- Suitable for use in concrete

APPLICATIONS

- Provides access to conductors for pulling, splicing and maintenance

STANDARD MATERIAL

- Copper free aluminum die cast
- Steel screws
- Cover - Stamped steel
- Gasket - Neoprene rubber

STANDARD FINISH

- Powder coat

CERTIFICATIONS

- UL Standard: 514A
- Fed. Spec. W-C-586D
- NEMA FB 1

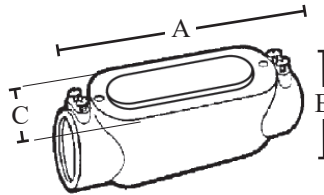
PART #	SIZE	WIRE SIZE		INNER QTY.	MASTER QTY.	WEIGHT/ CASE (LBS.)	A	B	C
		MAX. NUMBER	MAX. SIZE						
ELB1CG	1/2"	1	6 AWG	10	100	32	4.295"	2.15"	1.33"
ELB2CG	3/4"	2	6 AWG	10	50	23	5.09"	2.43"	1.54"
ELB3CG	1"	3	6 AWG	5	25	19	5.915"	2.765"	1.74"
ELB4CG	1-1/4"	3	2 AWG	2	10	14	7.894"	3.665"	2.49"
ELB5CG	1-1/2"	3	2 AWG	2	10	15	7.894"	3.665"	2.49"
ELB6CG	2"	3	2/0 AWG	1	5	14	10.134"	4.275"	3.10"
ELB7CG	2-1/2"	3	2/0 AWG	---	1	7	12.50"	5.437"	4.45"
ELB8CG	3"	3	4/0 AWG	---	1	7	12.50"	5.657"	4.45"
ELB9CG	3-1/2"	3	400 MCM	---	1	10	15.50"	6.922"	5.50"
ELB10CG	4"	3	400 MCM	---	1	10	15.50"	6.922"	5.50"

EMT CONDUIT BODIES WITH COVER AND GASKET

SET SCREW C TYPE



EC1CG



FEATURES

- Set screw C type with cover and gasket
- Suitable for use in concrete

APPLICATIONS

- Provides access to conductors for pulling, splicing and maintenance

STANDARD MATERIAL

- Copper free aluminum die cast
- Steel screws
- Cover - Stamped steel
- Gasket - Neoprene rubber

STANDARD FINISH

- Powder coat

CERTIFICATIONS

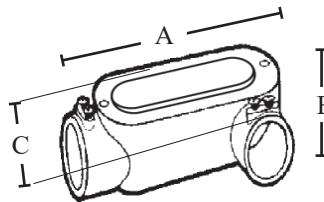
- UL Standard: 514A
- Fed. Spec. W-C-586D
- NEMA FB 1

PART #	SIZE	WIRE SIZE		INNER QTY.	MASTER QTY.	WEIGHT/ CASE (LBS.)	A	B	C
		MAX. NUMBER	MAX. SIZE						
EC1CG	1/2"	1	6 AWG	10	100	31	4.72"	1.37"	1.33"
EC2CG	3/4"	2	6 AWG	10	50	21	5.57"	1.625"	1.54"
EC3CG	1"	3	6 AWG	5	25	17	6.46"	1.90"	1.74"
EC4CG	1-1/4"	3	2 AWG	2	10	14	8.528"	2.77"	2.49"
EC5CG	1-1/2"	3	2 AWG	2	10	15	8.528"	2.77"	2.49"
EC6CG	2"	3	2/0 AWG	1	5	10	10.831"	3.335"	3.10"
EC7CG	2-1/2"	3	4/0 AWG	---	1	4	13"	4.063"	5.709"
EC8CG	3"	3	250 MCM	---	1	5	12.50"	4.682"	5.506"
EC9CG	3-1/2"	3	350 MCM	---	1	8	15.50"	5.452"	6.171"
EC10CG	4"	4	350 MCM	---	1	8	15.50"	5.452"	6.171"

SET SCREW LL TYPE



ELL1CG



FEATURES

- Set screw LL type with cover and gasket
- Suitable for use in concrete

APPLICATIONS

- Provides access to conductors for pulling, splicing and maintenance

STANDARD MATERIAL

- Copper free aluminum die cast
- Steel screws
- Cover - Stamped steel
- Gasket - Neoprene rubber

STANDARD FINISH

- Powder coat

CERTIFICATIONS

- UL Standard: 514A
- Fed. Spec. W-C-586D
- NEMA FB 1

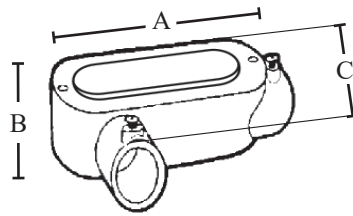
PART #	SIZE	WIRE SIZE		INNER QTY.	MASTER QTY.	WEIGHT/ CASE (LBS.)	A	B	C
		MAX. NUMBER	MAX. SIZE						
ELL1CG	1/2"	1	6 AWG	10	100	30	4.295"	1.37"	2.03"
ELL2CG	3/4"	2	6 AWG	10	50	23	5.09"	1.625"	2.33"
ELL3CG	1"	3	6 AWG	5	25	18	5.915"	1.90"	2.65"
ELL4CG	1-1/4"	3	2 AWG	2	10	14	7.894"	2.77"	3.385"
ELL5CG	1-1/2"	3	2 AWG	2	10	16	7.894"	2.77"	3.385"
ELL6CG	2"	3	2/0 AWG	1	5	14	10.134"	3.335"	3.81"
ELL7CG	2-1/2"	3	4/0 AWG	---	1	6	12.50"	5.437"	4.45"
ELL8CG	3"	3	250 MCM	---	1	6	12.50"	5.657"	4.45"
ELL9CG	3-1/2"	3	350 MCM	---	1	8	15.50"	6.922"	5.50"
ELL10CG	4"	4	350 MCM	---	1	8	15.50"	6.922"	5.50"

EMT CONDUIT BODIES WITH COVER AND GASKET

SET SCREW LR TYPE



ELR1CG



FEATURES

- Set screw LR type with cover and gasket
- Suitable for use in concrete

APPLICATIONS

- Provides access to conductors for pulling, splicing and maintenance

STANDARD MATERIAL

- Copper free aluminum die cast
- Steel screws
- Cover - Stamped steel
- Gasket - Neoprene rubber

STANDARD FINISH

- Powder coat

CERTIFICATIONS

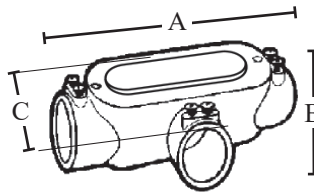
- UL Standard: 514A
- Fed. Spec. W-C-586D
- NEMA FB 1

PART #	SIZE	WIRE SIZE		INNER QTY.	MASTER QTY.	WEIGHT/ CASE (LBS.)	A	B	C
		MAX. NUMBER	MAX. SIZE						
ELR1CG	1/2"	1	6 AWG	10	100	36	4.295"	1.37"	2.03"
ELR2CG	3/4"	2	6 AWG	10	50	28	5.09"	1.625"	2.33"
ELR3CG	1"	3	6 AWG	5	25	17	5.915"	1.90"	2.65"
ELR4CG	1-1/4"	3	2 AWG	2	10	15	7.894"	2.77"	3.385"
ELR5CG	1-1/2"	3	2 AWG	2	10	18	7.894"	2.77"	3.385"
ELR6CG	2"	3	2/0 AWG	1	5	14	10.134"	3.335"	3.81"
ELR7CG	2-1/2"	3	4/0 AWG	---	1	7	12.50"	5.437"	4.45"
ELR8CG	3"	3	250 MCM	---	1	7	12.50"	5.657"	4.45"
ELR9CG	3-1/2"	3	350 MCM	---	1	10	15.50"	6.922"	5.50"
ELR10CG	4"	4	350 MCM	---	1	10	15.50"	6.922"	5.50"

SET SCREW T TYPE



ET1CG



FEATURES

- Set screw T type with cover and gasket
- Suitable for use in concrete

APPLICATIONS

- Provides access to conductors for pulling, splicing and maintenance

STANDARD MATERIAL

- Copper free aluminum die cast
- Steel screws
- Cover - Stamped steel
- Gasket - Neoprene rubber

STANDARD FINISH

- Powder coat

CERTIFICATIONS

- UL Standard: 514A
- Fed. Spec. W-C-586D
- NEMA FB 1

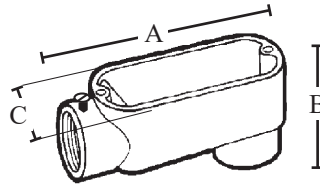
PART #	SIZE	WIRE SIZE		INNER QTY.	MASTER QTY.	WEIGHT/ CASE (LBS.)	A	B	C
		MAX. NUMBER	MAX. SIZE						
ET1CG	1/2"	1	6 AWG	10	100	38	4.72"	1.37"	2.03"
ET2CG	3/4"	2	6 AWG	10	50	30	5.57"	1.625"	2.335"
ET3CG	1"	3	6 AWG	5	25	20	6.46"	1.90"	2.705"
ET4CG	1-1/4"	3	2 AWG	2	10	19	8.528"	2.77"	3.63"
ET5CG	1-1/2"	3	2 AWG	2	10	21	8.528"	2.77"	3.63"
ET6CG	2"	3	2/0 AWG	1	5	5	10.831"	3.335"	3.98"
ET7CG	2-1/2"	3	4/0 AWG	---	1	8	13.50"	4.06"	5.825"
ET8CG	3"	3	250 MCM	---	1	8	13.50"	4.685"	5.825"
ET9CG	3-1/2"	3	350 MCM	---	1	11	15.937"	5.45"	7.06"
ET10CG	4"	4	350 MCM	---	1	11	15.937"	5.45"	7.06"

EMT AND RIGID COMBINATION CONDUIT BODIES

LB TYPE



LB1SS



FEATURES

- Combination LB type
- NPT tapered hubs
- Suitable for use in concrete
- NEMA FB 1 rated for wet locations use with threaded rigid metal conduit only

APPLICATIONS

- Provides access to conductors for pulling, splicing and maintenance

STANDARD MATERIAL

- Copper free aluminum die cast
- Steel screws

STANDARD FINISH

- Powder coat

CERTIFICATIONS

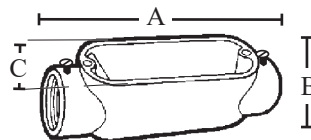
- UL Standard: 514A
- Fed. Spec. W-C-586D
- NEMA FB 1

PART #	SIZE	WIRE SIZE		INNER QTY.	MASTER QTY.	WEIGHT/ CASE (LBS.)	A	B	C
		MAX. NUMBER	MAX. SIZE						
LB1SS	1/2"	1	6 AWG	10	100	28	4.56"	2.06"	1.31"
LB2SS	3/4"	2	6 AWG	10	50	19	5.31"	2.37"	1.48"
LB3SS	1"	3	6 AWG	5	25	18	6.25"	2.63"	1.75"
LB4SS	1-1/4"	3	2 AWG	2	10	13	8.22"	3.50"	2.40"
LB5SS	1-1/2"	3	2 AWG	2	10	14	8.22"	3.75"	2.40"
LB6SS	2"	3	2/0 AWG	---	5	13	10.13"	4.13"	3.10"

C TYPE



C1SS



FEATURES

- Combination C type
- NPT tapered hubs
- Suitable for use in concrete
- NEMA FB 1 rated for wet locations use with threaded rigid metal conduit only

APPLICATIONS

- Provides access to conductors for pulling, splicing and maintenance

STANDARD MATERIAL

- Copper free aluminum die cast
- Steel screws

STANDARD FINISH

- Powder coat

CERTIFICATIONS

- UL Standard: 514A
- Fed. Spec. W-C-586D
- NEMA FB 1

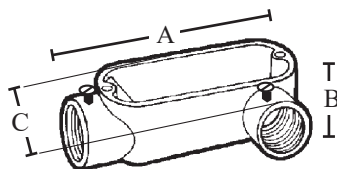
PART #	SIZE	WIRE SIZE		INNER QTY.	MASTER QTY.	WEIGHT/ CASE (LBS.)	A	B	C
		MAX. NUMBER	MAX. SIZE						
C1SS	1/2"	1	6 AWG	10	100	24	5.35"	1.31"	1.31"
C2SS	3/4"	2	6 AWG	10	50	21	6"	1.62"	1.48"
C3SS	1"	3	6 AWG	5	25	15	7.06"	1.88"	1.75"
C4SS	1-1/4"	3	2 AWG	2	10	15	9.25"	2.50"	2.40"
C5SS	1-1/2"	3	2 AWG	2	10	17	9.25"	2.67"	2.40"
C6SS	2"	3	2/0 AWG	---	5	13	11.50"	3.29"	3.05"

EMT AND RIGID COMBINATION CONDUIT BODIES

LL TYPE



LL1SS



FEATURES

- Combination LL type
- NPT tapered hubs
- Suitable for use in concrete
- NEMA FB 1 rated for wet locations use with threaded rigid metal conduit only

APPLICATIONS

- Provides access to conductors for pulling, splicing and maintenance

STANDARD MATERIAL

- Copper free aluminum die cast
- Steel screws

STANDARD FINISH

- Powder coat

CERTIFICATIONS

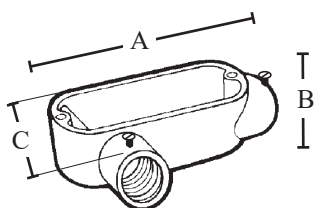
- UL Standard: 514A
- Fed. Spec. W-C-586D
- NEMA FB 1

PART #	SIZE	WIRE SIZE		INNER QTY.	MASTER QTY.	WEIGHT/ CASE (LBS.)	A	B	C
		MAX. NUMBER	MAX. SIZE						
LL1SS	1/2"	1	6 AWG	10	100	28	4.56"	1.31"	2.06"
LL2SS	3/4"	2	6 AWG	10	50	23	5.31"	1.62"	2.23"
LL3SS	1"	3	6 AWG	5	25	18	6.25"	1.88"	2.50"
LL4SS	1-1/4"	3	2 AWG	2	10	14	8.22"	2.50"	3.40"
LL5SS	1-1/2"	3	2 AWG	2	10	16	8.22"	2.67"	3.48"
LL6SS	2"	3	2/0 AWG	---	5	14	10.48"	3.29"	4.07"

LR TYPE



LR1SS



FEATURES

- Combination LR type
- NPT tapered hubs
- Suitable for use in concrete
- NEMA FB 1 rated for wet locations use with threaded rigid metal conduit only

APPLICATIONS

- Provides access to conductors for pulling, splicing and maintenance

STANDARD MATERIAL

- Copper free aluminum die cast
- Steel screws

STANDARD FINISH

- Powder coat

CERTIFICATIONS

- UL Standard: 514A
- Fed. Spec. W-C-586D
- NEMA FB 1

PART #	SIZE	WIRE SIZE		INNER QTY.	MASTER QTY.	WEIGHT/ CASE (LBS.)	A	B	C
		MAX. NUMBER	MAX. SIZE						
LR1SS	1/2"	1	6 AWG	10	100	29	4.56"	1.31"	2.06"
LR2SS	3/4"	2	6 AWG	10	50	24	5.31"	1.62"	2.23"
LR3SS	1"	3	6 AWG	5	25	19	6.25"	1.88"	2.50"
LR4SS	1-1/4"	3	2 AWG	2	10	14	8.22"	2.50"	3.40"
LR5SS	1-1/2"	3	2 AWG	2	10	17	8.22"	2.67"	3.48"
LR6SS	2"	3	2/0 AWG	---	5	4	10.48"	3.29"	4.07"

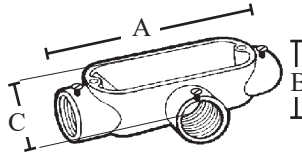
CONDUIT BODIES

EMT AND RIGID COMBINATION CONDUIT BODIES

T TYPE



T1SS



FEATURES

- Combination T type
- NPT tapered hubs
- Suitable for use in concrete
- NEMA FB 1 rated for wet locations use with threaded rigid metal conduit only

APPLICATIONS

- Provides access to conductors for pulling, splicing and maintenance

STANDARD MATERIAL

- Copper free aluminum die cast
- Steel screws

STANDARD FINISH

- Powder coat

CERTIFICATIONS

- UL Standard: 514A
- Fed. Spec. W-C-586D
- NEMA FB 1

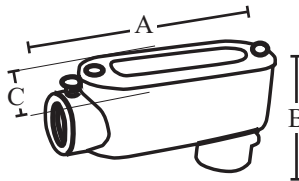
PART #	SIZE	WIRE SIZE		INNER QTY.	MASTER QTY.	WEIGHT/ CASE (LBS.)	A	B	C
		MAX. NUMBER	MAX. SIZE						
T1SS	1/2"	1	6 AWG	10	100	32	5.35"	1.31"	2.02"
T2SS	3/4"	2	6 AWG	10	50	26	6"	1.62"	2.22"
T3SS	1"	3	6 AWG	5	25	18	7.06"	1.88"	2.56"
T4SS	1-1/4"	3	2 AWG	2	10	17	7.25"	2.50"	3.50"
T5SS	1-1/2"	3	2 AWG	2	10	19	9.25"	2.67"	3.50"
T6SS	2"	3	2/0 AWG	---	5	5	11.50"	3.29"	4.25"

EMT AND RIGID COMBINATION CONDUIT BODIES WITH COVER AND GASKET

LB TYPE



LB1SSCG



FEATURES

- Combination LB type with cover and gasket
- NPT tapered hubs
- Suitable for use in concrete
- NEMA FB 1 rated for wet locations use with threaded rigid metal conduit only

APPLICATIONS

- Provides access to conductors for pulling, splicing and maintenance

STANDARD MATERIAL

- Copper free aluminum die cast
- Cover - Stamped steel
- Gasket - Neoprene rubber

STANDARD FINISH

- Powder coat

CERTIFICATIONS

- UL Standard: 514A
- Fed. Spec. W-C-586D
- NEMA FB 1

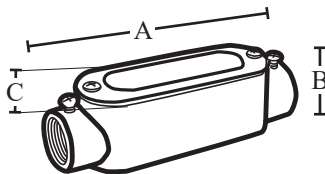
PART #	SIZE	WIRE SIZE		INNER QTY.	MASTER QTY.	WEIGHT/ CASE (LBS.)	A	B	C
		MAX. NUMBER	MAX. SIZE						
LB1SSCG	1/2"	1	6 AWG	10	100	34	4.56"	2.06"	1.31"
LB2SSCG	3/4"	2	6 AWG	10	50	23	5.31"	2.37"	1.48"
LB3SSCG	1"	3	6 AWG	5	25	19	6.25"	2.63"	1.75"
LB4SSCG	1-1/4"	3	2 AWG	2	10	14	8.22"	3.50"	2.40"
LB5SSCG	1-1/2"	3	2 AWG	2	10	15	8.22"	3.75"	2.40"
LB6SSCG	2"	3	2/0 AWG	---	5	14	10.13"	4.28"	3.10"

EMT AND RIGID COMBINATION CONDUIT BODIES WITH COVER AND GASKET

C TYPE



C1SSCG



FEATURES

- Combination C type with cover and gasket
- NPT tapered hubs
- Suitable for use in concrete
- NEMA FB 1 rated for wet locations use with threaded rigid metal conduit only

APPLICATIONS

- Provides access to conductors for pulling, splicing and maintenance

STANDARD MATERIAL

- Copper free aluminum die cast
- Cover - Stamped steel
- Gasket - Neoprene rubber

STANDARD FINISH

- Powder coat

CERTIFICATIONS

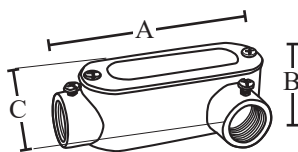
- UL Standard: 514A
- Fed. Spec. W-C-586D
- NEMA FB 1

PART #	SIZE	WIRE SIZE		INNER QTY.	MASTER QTY.	WEIGHT/ CASE (LBS.)	A	B	C
		MAX. NUMBER	MAX. SIZE						
C1SSCG	1/2"	1	6 AWG	10	100	30	5.35"	1.31"	1.31"
C2SSCG	3/4"	2	6 AWG	10	50	21	6"	1.62"	1.48"
C3SSCG	1"	3	6 AWG	5	25	17	7.06"	1.88"	1.75"
C4SSCG	1-1/4"	3	2 AWG	2	10	12	9.25"	2.50"	2.40"
C5SSCG	1-1/2"	3	2 AWG	2	10	15	9.25"	2.67"	2.40"
C6SSCG	2"	3	2/0 AWG	---	5	10	11.50"	3.29"	3.05"

LL TYPE



LL1SSCG



FEATURES

- Combination LL type with cover and gasket
- NPT tapered hubs
- Suitable for use in concrete
- NEMA FB 1 rated for wet locations use with threaded rigid metal conduit only

APPLICATIONS

- Provides access to conductors for pulling, splicing and maintenance

STANDARD MATERIAL

- Copper free aluminum die cast
- Cover - Stamped steel
- Gasket - Neoprene rubber

STANDARD FINISH

- Powder coat

CERTIFICATIONS

- UL Standard: 514A
- Fed. Spec. W-C-586D
- NEMA FB 1

PART #	SIZE	WIRE SIZE		INNER QTY.	MASTER QTY.	WEIGHT/ CASE (LBS.)	A	B	C
		MAX. NUMBER	MAX. SIZE						
LL1SSCG	1/2"	1	6 AWG	10	100	36	4.56"	1.31"	2.06"
LL2SSCG	3/4"	2	6 AWG	10	50	23	5.31"	1.62"	2.23"
LL3SSCG	1"	3	6 AWG	5	25	19	6.25"	1.88"	2.50"
LL4SSCG	1-1/4"	3	2 AWG	2	10	15	8.22"	2.50"	3.40"
LL5SSCG	1-1/2"	3	2 AWG	2	10	16	8.22"	2.67"	3.48"
LL6SSCG	2"	3	2/0 AWG	---	5	14	10.48"	3.29"	4.07"

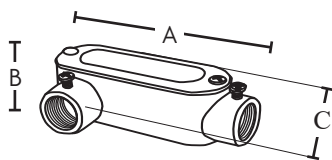
CONDUIT BODIES

EMT AND RIGID COMBINATION CONDUIT BODIES WITH COVER AND GASKET

LR TYPE



LR1SSCG



FEATURES

- Combination LR type with cover and gasket
- NPT tapered hubs
- Suitable for use in concrete
- NEMA FB 1 rated for wet locations use with threaded rigid metal conduit only

APPLICATIONS

- Provides access to conductors for pulling, splicing and maintenance

STANDARD MATERIAL

- Copper free aluminum die cast
- Cover - Stamped steel
- Gasket - Neoprene rubber

STANDARD FINISH

- Powder coat

CERTIFICATIONS

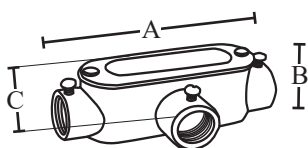
- UL Standard: 514A
- Fed. Spec. W-C-586D
- NEMA FB 1

PART #	SIZE	WIRE SIZE		INNER QTY.	MASTER QTY.	WEIGHT/ CASE (LBS.)	A	B	C
		MAX. NUMBER	MAX. SIZE						
LR1SSCG	1/2"	1	6 AWG	10	100	30	4.56"	1.31"	2.06"
LR2SSCG	3/4"	2	6 AWG	10	50	20	5.31"	1.62"	2.23"
LR3SSCG	1"	3	6 AWG	5	25	16	6.25"	1.88"	2.50"
LR4SSCG	1-1/4"	3	2 AWG	2	10	12	8.22"	2.50"	3.40"
LR5SSCG	1-1/2"	3	2 AWG	2	10	12	8.22"	2.67"	3.48"
LR6SSCG	2"	3	2/0 AWG	---	5	9	10.48"	3.29"	4.07"

T TYPE



T1SSCG



FEATURES

- Combination T type with cover and gasket
- NPT tapered hubs
- Suitable for use in concrete
- NEMA FB 1 rated for wet locations use with threaded rigid metal conduit only

APPLICATIONS

- Provides access to conductors for pulling, splicing and maintenance

STANDARD MATERIAL

- Copper free aluminum die cast
- Cover - Stamped steel
- Gasket - Neoprene rubber

STANDARD FINISH

- Powder coat

CERTIFICATIONS

- UL Standard: 514A
- Fed. Spec. W-C-586D
- NEMA FB 1

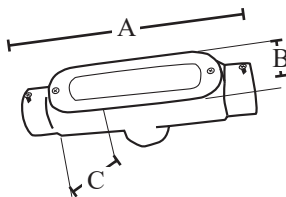
PART #	SIZE	WIRE SIZE		INNER QTY.	MASTER QTY.	WEIGHT/ CASE (LBS.)	A	B	C
		MAX. NUMBER	MAX. SIZE						
T1SSCG	1/2"	1	6 AWG	10	100	35	5.35"	1.31"	2.02"
T2SSCG	3/4"	2	6 AWG	10	50	23	6"	1.62"	2.22"
T3SSCG	1"	3	6 AWG	5	25	18	7.06"	1.88"	2.56"
T4SSCG	1-1/4"	3	2 AWG	2	10	13	7.25"	2.50"	3.50"
T5SSCG	1-1/2"	3	2 AWG	2	10	11	9.25"	2.67"	3.50"
T6SSCG	2"	3	2/0 AWG	---	5	10	11.50"	3.29"	4.25"

EMT AND RIGID COMBINATION CONDUIT BODIES WITH COVER AND GASKET

TB TYPE



TB1SSCG



FEATURES

- Combination TB type with cover and gasket
- NPT tapered hubs
- Suitable for use in concrete
- NEMA FB 1 rated for wet locations use with threaded rigid metal conduit only

APPLICATIONS

- Provides access to conductors for pulling, splicing and maintenance

STANDARD MATERIAL

- Copper free aluminum die cast
- Cover - Stamped steel
- Gasket - Neoprene rubber

STANDARD FINISH

- Powder coat

CERTIFICATIONS

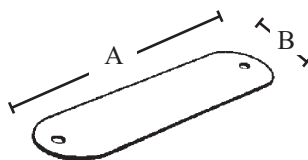
- UL Standard: 514A
- Fed. Spec. W-C-586D
- NEMA FB 1

PART #	SIZE	WIRE SIZE		INNER QTY.	MASTER QTY.	WEIGHT/ CASE (LBS.)	A	B	C
		MAX. NUMBER	MAX. SIZE						
TB1SSCG	1/2"	1	6 AWG	10	100	38	5.35"	1.31"	2.02"
TB2SSCG	3/4"	2	6 AWG	10	50	30	6"	1.62"	2.22"
TB3SSCG	1"	3	6 AWG	5	25	18	7.06"	1.88"	2.56"
TB4SSCG	1-1/4"	3	2 AWG	2	10	17	7.25"	2.50"	3.50"
TB5SSCG	1-1/2"	3	2 AWG	2	10	19	9.25"	2.67"	3.50"
TB6SSCG	2"	3	2/0 AWG	---	5	14	11.50"	3.29"	4.25"

CONDUIT BODY GASKETS



581



FEATURES

- Provides dust proof seal between conduit body and cover to protect from hazardous elements
- Fits all Form 5 LB, LL, LR, C and T type conduit bodies and covers

APPLICATIONS

- Compatible with all Form 5 & Form 35 series conduit bodies and covers
- For use with Topaz Conduit Bodies 1/2" - 4"

STANDARD MATERIAL

- Neoprene

PART #	SIZE	INNER QTY.	MASTER QTY.	WEIGHT/ CASE (LBS.)	A	B
581	1/2"	50	500	1	3.935"	1.36"
582	3/4"	50	500	1	4.60"	1.55"
583	1"	25	500	2	5.37"	1.76"
584	1-1/4" - 1-1/2"	25	500	2	7.25"	2.50"
586	2"	25	250	2	9.50"	3.07"
587	2-1/2" - 3"	10	100	2	12.125"	4.355"
589	3-1/2" - 4"	5	50	2	14.812"	5.40"

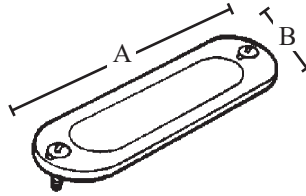
CONDUIT BODIES

CONDUIT BODY COVERS

ALUMINUM WITH SCREWS



571



FEATURES

- Lightweight and corrosion resistant
- Includes screws

APPLICATIONS

- Designed for use with Topaz Conduit Bodies; interchangeable with all major brands

STANDARD MATERIAL

- Aluminum

CERTIFICATIONS

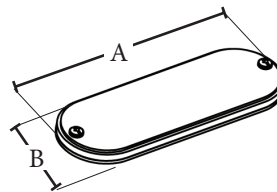
- UL Standard: 514A
- Fed. Spec. W-C-586D
- NEMA FB 1

PART #	SIZE	INNER QTY.	MASTER QTY.	WEIGHT/ CASE (LBS.)	A	B
571	1/2"	25	250	15	3.875"	1.31"
572	3/4"	25	250	20	4.625"	1.52"
573	1"	10	100	9	5.315"	1.71"
574	1-1/4" - 1-1/2"	---	25	4	7.24"	2.51"
576	2"	---	25	7	9.484"	3.11"
577	2-1/2" - 3"	---	10	8	12.187"	4.44"
579	3-1/2" - 4"	---	5	7	14.937"	5.50"

HOT DIP GALVANIZED - MALLEABLE IRON



571MHDG



Conforms to finish thickness
ASTM A123/123M

FEATURES

- Hot dip galvanized for added durability and corrosion protection, use with gasket for wet locations
- Includes screws

APPLICATIONS

- Compatible with all Form 5 & Form 35 series conduit bodies
- For use with Topaz Conduit Bodies 1/2" - 4"

STANDARD MATERIAL

- Malleable iron
- Galvanized steel screws

STANDARD FINISH

- Hot dip galvanized

CERTIFICATIONS

- UL Standard: 514B
- Fed. Spec. A-A-50563
- NEMA FB 1

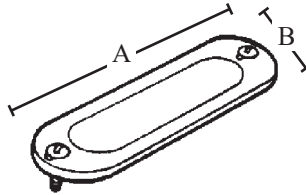
PART #	SIZE	INNER QTY.	MASTER QTY.	WEIGHT/ CASE (LBS.)	A	B
571MHDG	1/2"	10	100	24	3.97"	1.34"
572MHDG	3/4"	10	100	31	4.68"	1.57"
573MHDG	1"	5	50	21	5.39"	1.79"
574MHDG	1-1/4" - 1-1/2"	---	25	23	7.23"	2.52"
576MHDG	2"	---	25	52	9.51"	3.15"
577MHDG	2-1/2" - 3"	---	10	35	12.24"	4.45"
579MHDG	3-1/2" - 4"	---	10	55	14.99"	5.53"

CONDUIT BODY COVERS

ZINC PLATED STEEL WITH SCREWS



571S



PART #	SIZE	INNER QTY.	MASTER QTY.	WEIGHT/ CASE (LBS.)	A	B
571S	1/2"	25	250	15	3.875"	1.31"
572S	3/4"	25	250	20	4.625"	1.52"
573S	1"	10	100	8	5.315"	1.71"
574S	1-1/4" - 1-1/2"	---	25	4	7.24"	2.51"
576S	2"	---	25	7	9.484"	3.11"
577S	2-1/2" - 3"	---	10	7	12.187"	4.44"
579S	3-1/2" - 4"	---	5	9	14.937"	5.50"

FEATURES

- Domed design allows for additional wiring space
- Includes screws

APPLICATIONS

- Designed for use with Topaz Conduit Bodies; interchangeable with all major brands

STANDARD MATERIAL

- Steel

STANDARD FINISH

- Zinc plated

CERTIFICATIONS

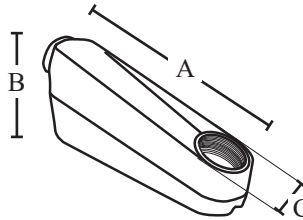
- UL Standard: 514A
- Fed. Spec. W-C-586D
- NEMA FB 1

MOGUL CONDUIT BODIES WITH COVER AND GASKET

LB TYPE - ALUMINUM



MLBCG4



FEATURES

- Meets NEC 6x requirement
- NEMA FB 1, UL listed for use in wet locations
- Protects electrical installations in extreme industrial environments

APPLICATIONS

- Mogul conduit bodies are used to gain greater access to the interior of a raceway for wire pulling, inspection and maintenance where the raceway changes direction

STANDARD MATERIAL

- Body - Aluminum
- Gasket - Fiber
- Stainless steel screws

CERTIFICATIONS

- c UL us
- NEMA FB 1

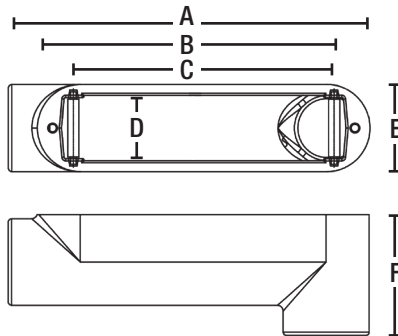
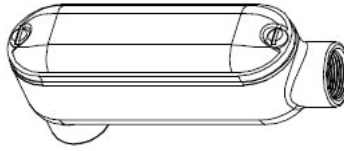
PART #	SIZE	WIRE SIZE		INTERNAL VOLUME (IN ³)	MASTER QTY.	WEIGHT/CASE (LBS.)	A	B	C
		MAX. NUMBER	MAX. SIZE						
MLBCG4	1-1/4"	3	2 AWG	40	5	8	9.68"	4.29"	2.12"
MLBCG5	1-1/2"	3	1/0 AWG	128	2	10	14.56"	6.32"	3.18"
MLBCG6	2"	3	4/0 AWG	128	2	9	14.56"	6.32"	3.18"

MOGUL CONDUIT BODIES WITH COVER AND GASKET

LB TYPE WITH ROLLERS - HOT DIP GALVANIZED - MALLEABLE IRON



MLB3CGHDG



FEATURES

- c(UL)us wet locations
- Built in cable pulling roller
- Threaded NPT tapered hubs for Rigid and IMC conduit
- Smooth and round integral hub bushings protect conductor insulation
- Access to wiring for maintenance and future changes
- Assembled with raised cover, gasket and stainless steel cover screws

APPLICATIONS

- Use to pull straight or 90° angle turns or making taps and splices
- Provides long and large openings for pulling large conductors, splicing and taps
- Serve as a pull outlets for conductors that are stiff

STANDARD MATERIAL

- Body - Malleable iron
- Gasket - Neoprene rubber
- Screws - Stainless steel

STANDARD FINISH

- Hot dip galvanized

CERTIFICATIONS

- UL Standard: UL 514A - UL 514D
- Fed. Spec: W-C-586D, A-A-50563
- NEMA: FB 1-2014 - NEMA 3R



PART #	SIZE	WIRE SIZE		INTERNAL VOLUME (IN ³)	MASTER QTY.	WEIGHT/ CASE (LBS.)	A	B	C	D	E	F
		MAX. NUMBER	MAX. SIZE									
MLB3CGHDG	1"	3	4 AWG	19	1	4	8.62"	5.98"	---	1.71"	2.19"	2.81"
MLB4CGHDG	1-1/4"	3	2 AWG	25	1	5	8.62"	5.98"	---	1.71"	2.19"	3.25"
MLB5CGHDG	1-1/2"	3	1/0 AWG	57	1	9	12.72"	10"	9.17"	2.26"	3.03"	3.63"
MLB6CGHDG	2"	3	4/0 MCM	75	1	13	12.72"	10"	9.17"	2.26"	3.03"	4.23"
MLB7CGHDG	2-1/2"	3	300 MCM	163	1	22	16.93"	15"	10.86"	3.41"	4.27"	5.22"
MLB8CGHDG	3"	3	350 MCM	211	1	38	16.93"	15"	10.86"	3.41"	4.27"	6.02"
MLB9CGHDG	3-1/2"	3	500 MCM	375	1	48	22.20"	19.96"	15.08"	4.28"	5.31"	6.71"
MLB10CGHDG	4"	3	500 MCM	439	1	59	22.20"	19.96"	15.08"	4.28"	5.31"	7.19"

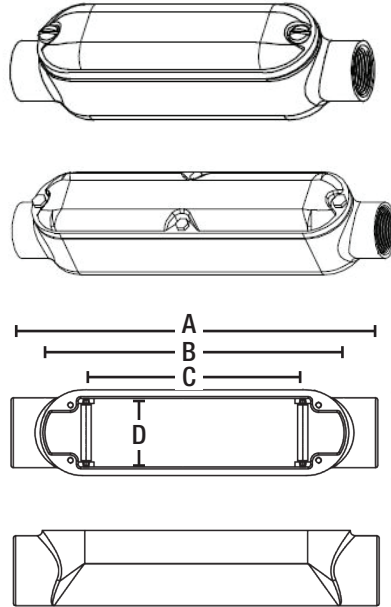
CONDUIT BODIES

MOGUL CONDUIT BODIES WITH COVER AND GASKET

C TYPE WITH ROLLERS - HOT DIP GALVANIZED - MALLEABLE IRON



MC3CGHDG



FEATURES

- c(UL)us wet locations
- Built in cable pulling roller
- Threaded NPT tapered hubs for Rigid and IMC conduit
- Smooth and round integral hub bushings protect conductor insulation
- Access to wiring for maintenance and future changes
- Assembled with raised cover, gasket and stainless steel cover screws

APPLICATIONS

- Provides long and large openings for pulling large conductors, splicing and taps
- Serve as a pull outlets for conductors that are stiff

STANDARD MATERIAL

- Body - Malleable iron
- Gasket - Neoprene rubber
- Screws - Stainless steel

STANDARD FINISH

- Hot dip galvanized

CERTIFICATIONS

- UL Standard: UL 514A - UL 514D
- Fed. Spec: W-C-586D, A-A-50563
- NEMA: FB 1-2014 - NEMA 3R



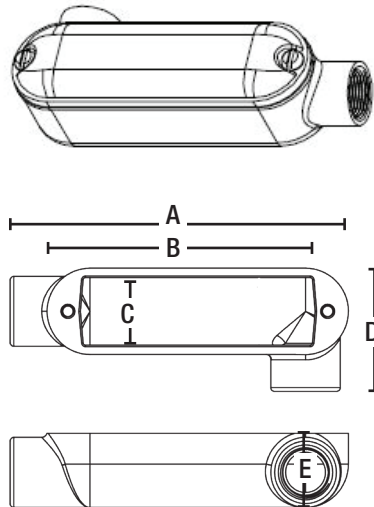
PART #	SIZE	WIRE SIZE		INTERNAL VOLUME (IN ³)	MASTER QTY.	WEIGHT/ CASE (LBS.)	A	B	C	D	E	F
		MAX. NUMBER	MAX. SIZE									
MC3CGHDG	1"	3	4 AWG	19	1	4	9.57"	5.98"	---	1.71"	2.19"	1.88"
MC4CGHDG	1-1/4"	3	2 AWG	25	1	6	9.57"	5.98"	---	1.71"	2.19"	2.13"
MC5CGHDG	1-1/2"	3	1/0 AWG	57	1	10	13.75"	10"	9.17"	2.27"	3.03"	2.58"
MC6CGHDG	2"	3	4/0 MCM	75	1	14	13.75"	10"	9.17"	2.27"	3.03"	3.17"
MC7CGHDG	2-1/2"	3	300 MCM	163	1	29	18.40"	15"	10.86"	3.41"	4.27"	3.76"
MC8CGHDG	3"	3	300 MCM	211	1	38	18.40"	15"	10.86"	3.41"	4.27"	4.57"
MC9CGHDG	3-1/2"	3	350 MCM	375	1	56	23.19"	19.98"	15.08"	4.29"	5.31"	5.03"
MC10CGHDG	4"	3	350 MCM	439	1	65	23.19"	19.98"	15.08"	4.29"	5.31"	5.52"

MOGUL CONDUIT BODIES WITH COVER AND GASKET

LL TYPE - HOT DIP GALVANIZED - MALLEABLE IRON



MLL3CGHDG



FEATURES

- c(UL)us wet locations
- Threaded NPT tapered hubs for Rigid and IMC conduit
- Smooth and round integral hub bushings protect conductor insulation
- Access to wiring for maintenance and future changes
- Assembled with raised cover, gasket and stainless steel cover screws

APPLICATIONS

- Use to pull straight or 90° angle turns or making taps and splices
- Provides long and large openings for pulling large conductors, splicing and taps
- Serve as a pull outlets for conductors that are stiff

STANDARD MATERIAL

- Body - Malleable iron
- Gasket - Neoprene rubber
- Screws - Stainless steel

STANDARD FINISH

- Hot dip galvanized

CERTIFICATIONS

- UL Standard: UL 514A - UL 514D
- Fed. Spec: W-C-586D, A-A-50563
- NEMA: FB 1-2014 - NEMA 3R



PART #	SIZE	WIRE SIZE		INTERNAL VOLUME (IN ³)	MASTER QTY.	WEIGHT/ CASE (LBS.)	A	B	C	D	E
		MAX. NUMBER	MAX. SIZE								
MLL3CGHDG	1"	3	4 AWG	19	1	4	8.62"	5.98"	1.71"	3.12"	1.87"
MLL4CGHDG	1-1/4"	3	2 AWG	25	1	6	8.62"	5.98"	1.71"	3.12"	2.31"
MLL5CGHDG	1-1/2"	3	1/0 AWG	57	1	10	12.72"	10"	2.26"	4.08"	2.58"
MLL6CGHDG	2"	3	4/0 AWG	75	1	14	12.72"	10"	2.26"	4.08"	3.17"

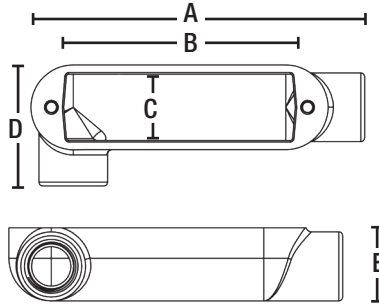
CONDUIT BODIES

MOGUL CONDUIT BODIES WITH COVER AND GASKET

LR TYPE - HOT DIP GALVANIZED - MALLEABLE IRON



MLR3CGHDG



FEATURES

- c(UL)us wet locations
- Threaded NPT tapered hubs for Rigid and IMC conduit
- Smooth and round integral hub bushings protect conductor insulation
- Access to wiring for maintenance and future changes
- Assembled with raised cover, gasket and stainless steel cover screws

APPLICATIONS

- Use to pull straight or 90° angle turns or making taps and splices
- Provides long and large openings for pulling large conductors, splicing and taps
- Serve as a pull outlets for conductors that are stiff

STANDARD MATERIAL

- Body - Malleable iron
- Gasket - Neoprene rubber
- Screws - Stainless steel

STANDARD FINISH

- Hot dip galvanized

CERTIFICATIONS

- UL Standard: UL 514A - UL 514D
- Fed. Spec: W-C-586D, A-A-50563
- NEMA: FB 1-2014 - NEMA 3R



PART #	SIZE	WIRE SIZE		INTERNAL VOLUME (IN ³)	MASTER QTY.	WEIGHT/ CASE (LBS.)	A	B	C	D	E
		MAX. NUMBER	MAX. SIZE								
MLR3CGHDG	1"	3	4 AWG	19	1	4	8.62"	5.98"	1.71"	3.12"	1.87"
MLR4CGHDG	1-1/4"	3	2 AWG	25	1	6	8.62"	5.98"	1.71"	3.12"	2.31"
MLR5CGHDG	1-1/2"	3	1/0 AWG	57	1	10	12.72"	10"	2.26"	4.08"	2.58"
MLR6CGHDG	2"	3	4/0 AWG	75	1	14	12.72"	10"	2.26"	4.08"	3.17"

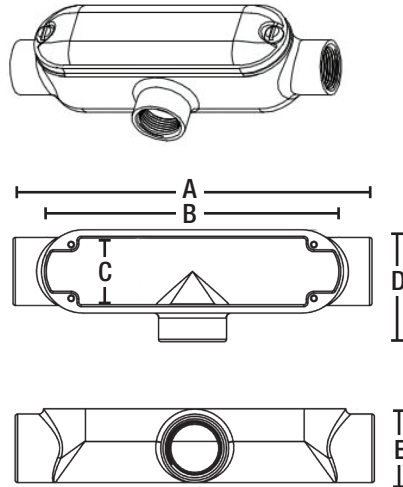
CONDUIT BODIES

MOGUL CONDUIT BODIES WITH COVER AND GASKET

T TYPE - HOT DIP GALVANIZED - MALLEABLE IRON



MT3CGHDG



FEATURES

- c(UL)us wet locations
- Threaded NPT tapered hubs for Rigid and IMC conduit
- Smooth and round integral hub bushings protect conductor insulation
- Access to wiring for maintenance and future changes
- Assembled with raised cover, gasket and stainless steel cover screws

APPLICATIONS

- Use to pull straight or 90° angle turns or making taps and splices
- Provides long and large openings for pulling large conductors, splicing and taps
- Serve as a pull outlets for conductors that are stiff

STANDARD MATERIAL

- Body - Malleable iron
- Gasket - Neoprene rubber
- Screws - Stainless steel

STANDARD FINISH

- Hot dip galvanized

CERTIFICATIONS

- UL Standard: UL 514A - UL 514D
- Fed. Spec: W-C-586D, A-A-50563
- NEMA: FB 1-2014 - NEMA 3R



PART #	SIZE	WIRE SIZE		INTERNAL VOLUME (IN ³)	MASTER QTY.	WEIGHT/CASE (LBS.)	A	B	C	D	E
		MAX. NUMBER	MAX. SIZE								
MT3CGHDG	1"	3	4 AWG	19	1	4	9.57"	5.98"	1.71"	3.13"	1.87"
MT4CGHDG	1-1/4"	3	2 AWG	25	1	6	9.57"	5.98"	1.71"	3.13"	2.31"
MT5CGHDG	1-1/2"	3	1/0 AWG	57	1	10	13.74"	10"	2.26"	4.08"	2.58"
MT6CGHDG	2"	3	4/0 MCM	75	1	14	13.74"	10"	2.26"	4.08"	3.17"
MT7CGHDG	2-1/2"	3	300 MCM	163	1	29	18.39"	15"	3.41"	5.73"	3.76"
MT8CGHDG	3"	3	300 MCM	211	1	38	18.39"	15"	3.41"	5.73"	4.57"
MT9CGHDG	3-1/2"	3	350 MCM	375	1	56	23.89"	19.97"	4.29"	6.98"	5.02"
MT10CGHDG	4"	3	350 MCM	439	1	65	23.89"	19.97"	4.29"	6.98"	5.51"

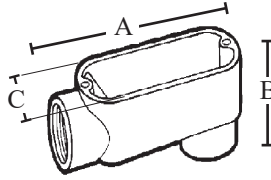
CONDUIT BODIES

RIGID CONDUIT BODIES

THREADED LB TYPE - MALLEABLE IRON



LB1M



FEATURES

- NPT tapered hubs
- Suitable for use in concrete

APPLICATIONS

- Provides access to conductors for pulling, splicing and maintenance

STANDARD MATERIAL

- Malleable iron

STANDARD FINISH

- Zinc plated, aluminum enameled

CERTIFICATIONS

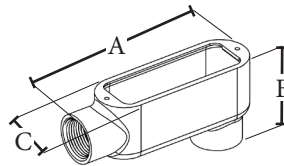
- UL Standard: UL 514A
- Fed. Spec: W-C-586D
- NEMA: FB 1

PART #	SIZE	WIRE SIZE		MASTER QTY.	WEIGHT/ CASE (LBS.)	A	B	C
		MAX. NUMBER	MAX. SIZE					
LB1M	1/2"	---	---	10	7	4.56"	2.06"	1.31"
LB2M	3/4"	3	6 AWG	10	9	5.31"	2.37"	1.48"
LB3M	1"	3	4 AWG	5	6	6.25"	2.63"	1.75"
LB4M	1-1/4"	3	2 AWG	5	23	8.22"	3.50"	2.40"
LB5M	1-1/2"	3	1/0 AWG	10	26	8.22"	3.75"	2.40"
LB6M	2"	3	4/0 AWG	5	26	10.48"	4.31"	3.05"
LB7M	2-1/2"	3	300 MCM	1	10	13.75"	4.45"	4.38"
LB8M	3"	3	350 MCM	1	13	13.75"	4.45"	4.38"
LB9M	3-1/2"	3	500 MCM	1	22	16.75"	5.80"	5.63"
LB10M	4"	3	500 MCM	1	24	16.75"	5.80"	5.63"

THREADED LB TYPE - HOT DIP GALVANIZED



LB1MHDG



Conforms to finish thickness ASTM A123/123M

FEATURES

- Hot dip galvanized finish provides superior protection against severe environmental factors

APPLICATIONS

- Compatible with all Form 5 & Form 35 series conduit bodies and covers
- Provides taps for branch conduit runs
- Enables 90 degree bends in conduit runs

STANDARD MATERIAL

- Malleable iron

STANDARD FINISH

- Hot dip galvanized

CERTIFICATIONS

- UL Standard: UL 514A and UL 514D
- Fed. Spec: W-C-586D, A-A-50563
- NEMA: FB 1

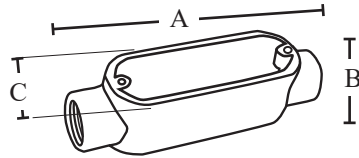
PART #	SIZE	WIRE SIZE		INTERNAL VOLUME (IN ³)	MASTER QTY.	WEIGHT/ CASE (LBS.)	A	B	C
		MAX NUMBER	MAX. SIZE						
LB1MHDG	1/2"	---	---	4.5	10	7	4.69"	2.18"	1.36"
LB2MHDG	3/4"	3	6 AWG	7.5	10	9	5.42"	2.36"	1.57"
LB3MHDG	1"	3	4 AWG	12.5	5	6	6.28"	2.86"	1.79"
LB4MHDG	1-1/4"	3	2 AWG	32.3	5	12	8.12"	3.49"	2.52"
LB5MHDG	1-1/2"	3	1/0 AWG	35.3	2	11	8.15"	3.69"	2.52"
LB6MHDG	2"	3	4/0 AWG	73	1	6	10.53"	4.52"	3.15"
LB7MHDG	2-1/2"	3	300 MCM	142	1	10	13.76"	5.39"	4.45"
LB8MHDG	3"	3	400 MCM	173	1	13	13.82"	6.18"	4.45"
LB9MHDG	3-1/2"	3	500 MCM	300	1	22	16.65"	7.19"	5.53"
LB10MHDG	4"	3	500 MCM	328	1	24	16.65"	7.36"	5.53"

RIGID CONDUIT BODIES

THREADED C TYPE - MALLEABLE IRON



C1M



FEATURES

- NPT tapered hubs
- Suitable for use in concrete

APPLICATIONS

- Provides access to conductors for maintenance and future system changes
- Connects conduit sections

STANDARD MATERIAL

- Malleable iron

STANDARD FINISH

- Zinc plated, aluminum enameled

CERTIFICATIONS

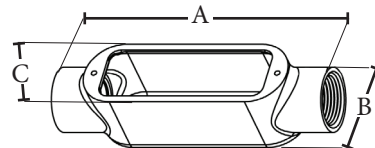
- UL Standard: UL 514A
- Fed. Spec: W-C-586D
- NEMA: FB 1

PART #	SIZE	WIRE SIZE		INTERNAL VOLUME (IN ³)	MASTER QTY.	WEIGHT/CASE (LBS.)	A	B	C
		MAX NUMBER	MAX. SIZE						
C1M	1/2"	---	---	4.5	10	7	5.35"	1.31"	1.31"
C2M	3/4"	3	6 AWG	7.5	10	23	6"	1.62"	1.48"
C3M	1"	3	4 AWG	12.5	5	6	7.06"	1.88"	1.75"
C4M	1-1/4"	3	2 AWG	32.3	5	23	9.25"	2.50"	2.40"
C5M	1-1/2"	3	1/0 AWG	35.3	2	26	9.25"	2.67"	2.40"
C6M	2"	3	3/0 AWG	73	1	26	11.50"	3.29"	3.05"
C7M	2-1/2"	3	250 MCM	138	1	10	15"	3.9063"	4.312"
C8M	3"	3	250 MCM	170	1	12	15.125"	4.75"	4.312"
C9M	3-1/2"	3	350 MCM	300	1	21	18.125"	5.1875"	4.875"
C10M	4"	3	350 MCM	328	1	23	18.125"	5.5625"	4.875"

THREADED C TYPE - HOT DIP GALVANIZED



C1MHDG



Conforms to finish thickness ASTM A123/123M

FEATURES

- Hot dip galvanized finish provides superior protection against severe environmental factors

APPLICATIONS

- Compatible with all Form 5 & Form 35 series conduit bodies and covers
- Provides taps for branch conduit runs
- Enables 90 degree bends in conduit runs

STANDARD MATERIAL

- Malleable iron

STANDARD FINISH

- Hot dip galvanized

CERTIFICATIONS

- UL Standard: UL 514A and UL514D
- Fed. Spec: A-A-50563
- NEMA: FB 1

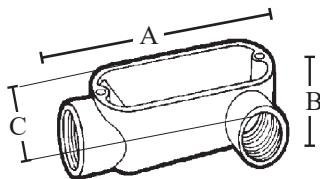
PART #	SIZE	WIRE SIZE		INTERNAL VOLUME (IN ³)	MASTER QTY.	WEIGHT/CASE (LBS.)	A	B	C
		MAX NUMBER	MAX. SIZE						
C1MHDG	1/2"	---	---	4.5	10	6	5.43"	1.46"	1.36"
C2MHDG	3/4"	3	6 AWG	7.5	10	9	6.18"	1.65"	1.57"
C3MHDG	1"	3	4 AWG	12.5	5	6	7.16"	1.98"	1.79"
C4MHDG	1-1/4"	3	2 AWG	32.3	5	12	9"	2.60"	2.52"
C5MHDG	1-1/2"	3	1/0 AWG	35.3	2	6	9.07"	2.80"	2.52"
C6MHDG	2"	3	3/0 AWG	73	1	6	11.54"	3.52"	3.15"
C7MHDG	2-1/2"	3	250 MCM	138	1	10	15.28"	3.98"	4.45"
C8MHDG	3"	3	250 MCM	170	1	15	15.39"	4.65"	4.45"
C9MHDG	3-1/2"	3	350 MCM	300	1	27	18.30"	5.43"	5.53"
C10MHDG	4"	3	350 MCM	328	1	24	18.30"	5.74"	5.53"

RIGID CONDUIT BODIES

THREADED LL TYPE - MALLEABLE IRON



LL1M



FEATURES

- NPT tapered hubs
- Suitable for use in concrete

APPLICATIONS

- Provides access to conductors for pulling, splicing and maintenance

STANDARD MATERIAL

- Malleable iron

STANDARD FINISH

- Zinc plated, aluminum enameled

CERTIFICATIONS

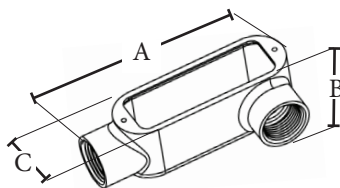
- UL Standard: UL 514A
- Fed. Spec: W-C-586D
- NEMA: FB 1

PART #	SIZE	WIRE SIZE		INTERNAL VOLUME (IN ³)	MASTER QTY.	WEIGHT/ CASE (LBS.)	A	B	C
		MAX NUMBER	MAX. SIZE						
LL1M	1/2"	---	---	4.5	10	7	4.56"	1.31"	2.06"
LL2M	3/4"	3	6 AWG	7.5	10	9	5.31"	1.62"	2.23"
LL3M	1"	3	4 AWG	12.5	5	6	6.25"	1.88"	2.50"
LL4M	1-1/4"	3	2 AWG	32.3	5	23	8.22"	2.50"	3.40"
LL5M	1-1/2"	3	1/0 AWG	35.3	10	26	8.22"	2.67"	3.48"
LL6M	2"	3	4/0 AWG	73	5	26	10.48"	3.29"	4.07"
LL7M	2-1/2"	3	300 MCM	138	1	10	13.6094"	3.9063"	5.718"
LL8M	3"	3	350 MCM	170	1	13	13.875"	4.75"	5.875"
LL9M	3-1/2"	3	50 MCM	300	1	22	16.50"	6.8125"	7.125"
LL10M	4"	3	350 MCM	328	1	24	16.50"	7.1875"	7.125"

THREADED LL TYPE - HOT DIP GALVANIZED



LL1MHDG



Conforms to finish thickness ASTM A123/123M

FEATURES

- Hot dip galvanized finish provides superior protection against severe environmental factors

APPLICATIONS

- Compatible with all Form 5 & Form 35 series conduit bodies and covers
- Provides taps for branch conduit runs
- Enables 90 degree bends in conduit runs

STANDARD MATERIAL

- Malleable iron

STANDARD FINISH

- Hot dip galvanized

CERTIFICATIONS

- UL Standard: UL 514A and UL 514B
- Fed. Spec: A-A-50563
- NEMA: FB 1

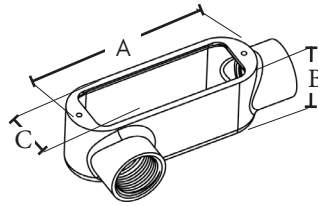
PART #	SIZE	WIRE SIZE		INTERNAL VOLUME (IN ³)	MASTER QTY.	WEIGHT/ CASE (LBS.)	A	B	C
		MAX NUMBER	MAX. SIZE						
LL1MHDG	1/2"	---	---	4.5	10	7	4.69"	1.46"	2.08"
LL2MHDG	3/4"	3	6 AWG	7.5	10	10	5.42"	1.65"	2.31"
LL3MHDG	1"	3	4 AWG	12.5	5	6	6.28"	1.98"	2.68"
LL4MHDG	1-1/4"	3	2 AWG	32.3	5	13	8.12"	2.60"	3.41"
LL5MHDG	1-1/2"	3	1/0 AWG	35.3	2	6	8.15"	2.80"	3.45"
LL6MHDG	2"	3	4/0 AWG	73	1	6	10.53"	3.52"	4.15"
LL7MHDG	2-1/2"	3	300 MCM	142	1	10	13.76"	3.98"	5.86"
LL8MHDG	3"	3	350 MCM	173	1	13	13.82"	4.65"	5.92"
LL9MHDG	1/2"	3	350 MCM	300	1	22	16.65"	5.43"	7.14"
LL10MHDG	4"	3	350 MCM	330	1	24	16.65"	5.74"	7.19"

RIGID CONDUIT BODIES

THREADED LR TYPE - MALLEABLE IRON



LR1M



FEATURES

- NPT tapered hubs
- Suitable for use in concrete

APPLICATIONS

- Provides access to conductors for pulling, splicing and maintenance

STANDARD MATERIAL

- Malleable iron

STANDARD FINISH

- Zinc plated, aluminum enameled

CERTIFICATIONS

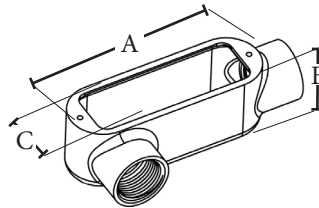
- UL Standard: UL 514A
- Fed. Spec: W-C-586D
- NEMA: FB 1

PART #	SIZE	WIRE SIZE		INTERNAL VOLUME (IN ³)	MASTER QTY.	WEIGHT/ CASE (LBS.)	A	B	C
		MAX NUMBER	MAX. SIZE						
LR1M	1/2"	---	---	4.5	10	7	4.56"	1.31"	2.06"
LR2M	3/4"	3	6 AWG	7.5	10	9	5.31"	1.62"	2.23"
LR3M	1"	3	4 AWG	12.5	5	6	6.25"	1.88"	2.50"
LR4M	1-1/4"	3	2 AWG	32.3	5	23	8.22"	2.50"	3.40"
LR5M	1-1/2"	3	1/0 AWG	35.3	10	26	8.22"	2.67"	3.48"
LR6M	2"	3	4/0 AWG	73	5	26	10.48"	3.29"	4.07"
LR7M	2-1/2"	3	300 MCM	138	1	10	13.75"	4.45"	4.38"
LR8M	3"	3	350 MCM	170	1	13	13.75"	4.45"	4.38"
LR9M	1/2"	3	350 MCM	300	1	22	16.75"	5.80"	5.63"
LR10M	4"	3	350 MCM	328	1	24	16.75"	5.80"	5.63"

THREADED LR TYPE - HOT DIP GALVANIZED



LR1MHDG



Conforms to finish thickness ASTM A123/123M

FEATURES

- Hot dip galvanized finish provides superior protection against severe environmental factors

APPLICATIONS

- Compatible with all Form 5 & Form 35 series conduit bodies and covers
- Provides taps for branch conduit runs
- Enables 90 degree bends in conduit runs

STANDARD MATERIAL

- Malleable iron

STANDARD FINISH

- Hot dip galvanized

CERTIFICATIONS

- UL Standard: UL 514A and UL 514D
- Fed. Spec: A-A-50563
- NEMA: FB 1

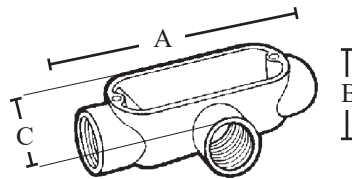
PART #	SIZE	WIRE SIZE		INTERNAL VOLUME (IN ³)	MASTER QTY.	WEIGHT/ CASE (LBS.)	A	B	C
		MAX NUMBER	MAX. SIZE						
LR1MHDG	1/2"	---	---	4.5	10	7	4.69"	1.46"	2.08"
LR2MHDG	3/4"	3	6 AWG	7.5	10	10	5.42"	1.65"	2.31"
LR3MHDG	1"	3	4 AWG	12.5	5	6	6.28"	1.98"	2.68"
LR4MHDG	1-1/4"	3	2 AWG	32.3	5	13	8.12"	2.60"	3.41"
LR5MHDG	1-1/2"	3	1/0 AWG	35.3	2	6	8.15"	2.80"	3.45"
LR6MHDG	2"	3	4/0 AWG	73	1	6	10.53"	3.52"	4.15"
LR7MHDG	2-1/2"	3	300 MCM	142	1	10	13.76"	3.98"	5.86"
LR8MHDG	3"	3	350 MCM	173	1	13	13.82"	4.65"	5.92"
LR9MHDG	3-1/2"	3	350 MCM	300	1	22	16.65"	5.43"	7.14"
LR10MHDG	4"	3	350 MCM	330	1	24	16.65"	5.74"	7.19"

RIGID CONDUIT BODIES

THREADED T TYPE - MALLEABLE IRON



T1M



FEATURES

- NPT tapered hubs
- Suitable for use in concrete

APPLICATIONS

- Provides access to conductors for pulling, splicing and maintenance

STANDARD MATERIAL

- Malleable iron

STANDARD FINISH


- Zinc plated, aluminum enameled

CERTIFICATIONS

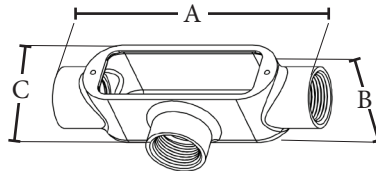
- UL Standard: UL 514A
- Fed. Spec: W-C-586D
- NEMA: FB 1

PART #	SIZE	WIRE SIZE		INTERNAL VOLUME (IN ³)	MASTER QTY.	WEIGHT/ CASE (LBS.)	A	B	C
		MAX NUMBER	MAX. SIZE						
T1M	1/2"	---	---	6	10	8	5.35"	1.31"	2.02"
T2M	3/4"	3	6 AWG	9.5	10	12	6"	1.62"	2.22"
T3M	1"	3	4 AWG	15	5	9	7.06"	1.88"	2.56"
T4M	1-1/4"	3	2 AWG	33	5	16	7.25"	2.50"	3.50"
T5M	1-1/2"	3	1 AWG	36	2	7	9.25"	2.67"	3.50"
T6M	2"	3	2/0 AWG	75	1	6	11.50"	3.29"	4.25"
T7M	2-1/2"	3	4/0 AWG	138	1	12	15"	3.9375"	5.718"
T8M	3"	3	4/0 AWG	170	1	15	15.125"	4.75"	8.875"
T9M	3-1/2"	3	350 MCM	300	1	23	18.125"	5.2031"	6.812"
T10M	4"	3	350 MCM	328	1	24	18.125"	5.5625"	7.203"

THREADED T TYPE - HOT DIP GALVANIZED



T1MHDG



Conforms to finish thickness ASTM A123/123M

FEATURES

- Hot dip galvanized finish provides superior protection against severe environmental factors

APPLICATIONS

- Compatible with all Form 5 & Form 35 series conduit bodies and covers
- Provides taps for branch conduit runs
- Enables 90 degree bends in conduit runs

STANDARD MATERIAL

- Malleable iron

STANDARD FINISH

- Hot dip galvanized

CERTIFICATIONS

- UL Standard: UL 514A and UL 514D
- Fed. Spec: A-A-50563
- NEMA: FB 1

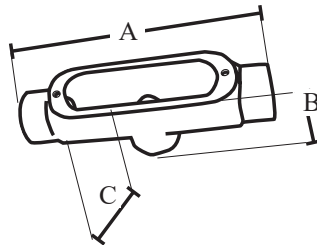
PART #	SIZE	WIRE SIZE		INTERNAL VOLUME (IN ³)	MASTER QTY.	WEIGHT/ CASE (LBS.)	A	B	C
		MAX NUMBER	MAX. SIZE						
T1MHDG	1/2"	---	---	4	10	9	5.35"	1.31"	2.02"
T2MHDG	3/4"	3	6 AWG	7	10	11	6"	1.62"	2.22"
T3MHDG	1"	3	4 AWG	12	5	8	7.06"	1.88"	2.56"
T4MHDG	1-1/4"	3	2 AWG	33	5	14	7.25"	2.50"	3.50"
T5MHDG	1-1/2"	3	1 AWG	36	2	6	9.25"	2.67"	3.50"
T6MHDG	2"	3	2/0 AWG	76	1	6	11.50"	3.29"	4.25"
T7MHDG	2-1/2"	3	300 MCM	146	1	12	15"	3.94"	5.72"
T8MHDG	3"	3	300 MCM	185	1	15	15.125"	4.75"	8.88"
T9MHDG	3-1/2"	3	350 MCM	300	1	27	18.125"	5.20"	6.81"
T10MHDG	4"	3	350 MCM	330	1	28	18.125"	5.56"	7.20"

RIGID CONDUIT BODIES

THREADED TB TYPE - MALLEABLE IRON



TB1M



FEATURES

- NPT tapered hubs

APPLICATIONS

- Provides access to conductors for pulling, splicing and maintenance

STANDARD MATERIAL

- Malleable iron

STANDARD FINISH

- Zinc plated, aluminum enameled

CERTIFICATIONS

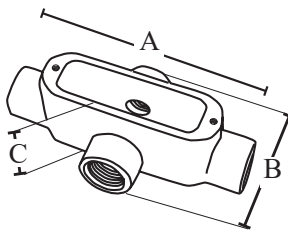
- UL Standard: UL 514A
- Fed. Spec: W-C-586D
- NEMA: FB 1

PART #	SIZE	WIRE SIZE		INTERNAL VOLUME (IN ³)	MASTER QTY.	WEIGHT/ CASE (LBS.)	A	B	C
		MAX NUMBER	MAX. SIZE						
TB1M	1/2"	---	---	5.6	10	10	5.25"	1.9375"	1.9375"
TB2M	3/4"	3	6 AWG	9.5	10	6	6.0625"	1.5625"	1.5625"
TB3M	1"	3	4 AWG	15	5	20	7.125"	1.8125"	1.8125"
TB4M	1-1/4"	3	2 AWG	33	5	19	9.3125"	2.4375"	3.75"
TB5M	1-1/2"	3	1 AWG	36	2	20	9.3125"	2.4375"	3.75"
TB6M	2"	3	2/0 AWG	75	1	13	11.8125"	3.8125"	4.125"

THREADED X TYPE - MALLEABLE IRON



X1M



FEATURES

- NPT tapered hubs

APPLICATIONS

- Provides access to conductors for pulling, splicing and maintenance

STANDARD MATERIAL

- Malleable iron

STANDARD FINISH

- Zinc plated, aluminum enameled

CERTIFICATIONS

- UL 514A
- Fed. Spec. W-C-586D, A-A-50563
- NEMA FB 1

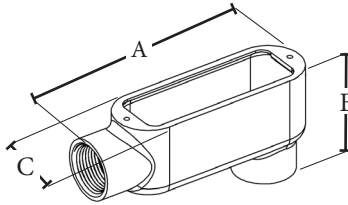
PART #	SIZE	WIRE SIZE		INTERNAL VOLUME (IN ³)	MASTER QTY.	WEIGHT/ CASE (LBS.)	A	B	C
		MAX NUMBER	MAX. SIZE						
X1M	1/2"	---	---	5.6	10	12	5.25"	2.8125"	1.75"
X2M	3/4"	3	6 AWG	9.5	10	14	6.0625"	2.9375"	2"
X3M	1"	3	4 AWG	15	5	23	7.125"	3.5625"	2.25"
X4M	1-1/4"	3	2 AWG	33	5	20	9.125"	4.4375"	2.5625"
X5M	1-1/2"	3	1 AWG	36	2	22	9.125"	4.4375"	2.75"
X6M	2"	3	2/0 AWG	75	1	16	11.75"	5.375"	3.4375"

RIGID CONDUIT BODIES

LB TYPE - FORM 7



LB1G7



FEATURES

- NPT tapered hubs
- NEMA FB 1/NEMA 3R raintight when installed with cover and gasket
- Suitable for Class 1 Div.2 hazardous locations when installed according to NEC 2014 501.10(B)(4)

APPLICATIONS

- Serves as pull outlet for conductors being installed
- Enables 90 degree bends in conduit system
- Provides openings for making splices and taps in conductors
- Connects and changes direction of conduit runs
- Provides access to conductors for maintenance and future system changes

STANDARD MATERIAL

- Gray iron

STANDARD FINISH

- Zinc plated
- Eco-friendly finish with superior corrosion resistant coating
- ASTM B117 (200+ HR NaCl spray test)
- Highly resistant to solvents, fuels and acids

CERTIFICATIONS

- UL Standard: UL 514A and UL 514D
- Fed. Spec: A-A-50563
- NEMA: FB 1



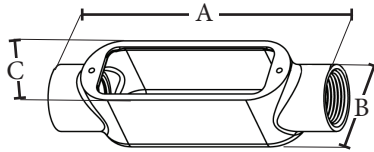
PART #	SIZE	WIRE SIZE		INTERNAL VOLUME (IN ³)	MASTER QTY.	WEIGHT/ CASE (LBS.)	A	B	C
		MAX NUMBER	MAX. SIZE						
LB1G7	1/2"	---	---	3.8	10	8	4.50"	1.50"	2.20"
LB2G7	3/4"	3	6 AWG	5.8	10	12	5.20"	1.70"	2.50"
LB3G7	1"	3	4 AWG	9	5	9	6.20"	1.80"	2.90"
LB4G7	1-1/4"	3	2 AWG	17.8	10	25	6.50"	2.20"	3.20"
LB5G7	1-1/2"	3	2 AWG	24.5	10	30	7.10"	2.40"	3.50"
LB6G7	2"	3	1/0 AWG	45	5	24	8.10"	3"	4.10"
LB7G7	2-1/2"	3	3/0 AWG	95.8	1	8	10.70"	4.30"	5.30"
LB8G7	3"	3	3/0 AWG	119	1	10	10.70"	4.30"	6"
LB9G7	3-1/2"	3	300 MCM	208	1	14	12.80"	5.30"	6.60"
LB10G7	4"	3	300 MCM	231	1	17	12.80"	5.30"	7.10"

RIGID CONDUIT BODIES

C TYPE - FORM 7



C1G7



FEATURES

- NPT tapered hubs
- NEMA FB 1/NEMA 3R raintight when installed with cover and gasket
- Suitable for Class 1 Div.2 hazardous locations when installed according to NEC 2014 501.10(B)(4)

APPLICATIONS

- Serves as pull outlet for conductors being installed

STANDARD MATERIAL

- Gray iron

STANDARD FINISH

- Zinc plated
- Eco-friendly finish with superior corrosion resistant coating
- ASTM B117 (200+ HR NaCL spray test)
- Highly resistant to solvents, fuels and acids

CERTIFICATIONS

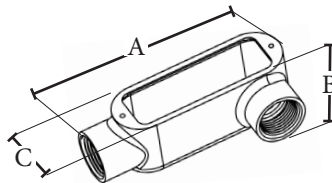
- UL Standard: UL 514A and UL 514B
- Fed. Spec: A-A-50563
- NEMA: FB 1

PART #	SIZE	WIRE SIZE		INTERNAL VOLUME (IN ³)	MASTER QTY.	WEIGHT/ CASE (LBS.)	A	B	C
		MAX NUMBER	MAX. SIZE						
C1G7	1/2"	---	---	3.8	10	8	5.30"	1.50"	1.40"
C2G7	3/4"	3	6 AWG	5.8	10	12	6.20"	1.70"	1.70"
C3G7	1"	3	4 AWG	9	5	9	7.30"	1.80"	1.90"
C4G7	1-1/4"	3	2 AWG	17.8	10	27	7.40"	2.20"	2.30"
C5G7	1-1/2"	3	2 AWG	24	10	33	8.20"	2.40"	2.60"
C6G7	2"	3	1/0 AWG	45	5	25	9.10"	3"	3.10"
C7G7	2-1/2"	3	2/0 AWG	95.8	1	10	12.40"	4.30"	3.70"
C8G7	3"	3	2/0 AWG	119	1	13	12.40"	4.30"	4.40"

LL TYPE - FORM 7



LL1G7



FEATURES

- NPT tapered hubs
- NEMA FB 1/NEMA 3R raintight when installed with cover and gasket
- Suitable for Class 1 Div.2 hazardous locations when installed according to NEC 2014 501.10(B)(4)

APPLICATIONS

- Serves as pull outlet for conductors being installed

STANDARD MATERIAL

- Gray iron

STANDARD FINISH

- Zinc plated
- Eco-friendly finish with superior corrosion resistant coating
- ASTM B117 (200+ HR NaCL spray test)
- Highly resistant to solvents, fuels and acids

CERTIFICATIONS

- UL Standard: UL 514A and UL 514D
- Fed. Spec: A-A-50563
- NEMA: FB 1

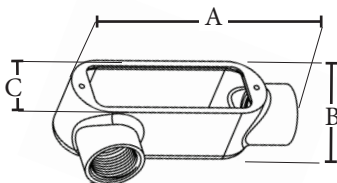
PART #	SIZE	WIRE SIZE		INTERNAL VOLUME (IN ³)	MASTER QTY.	WEIGHT/ CASE (LBS.)	A	B	C
		MAX NUMBER	MAX. SIZE						
LL1G7	1/2"	---	---	3.8	10	8	4.50"	2.30"	1.40"
LL2G7	3/4"	3	6 AWG	5.8	10	12	5.20"	2.50"	1.70"
LL3G7	1"	3	4 AWG	9	5	9	6.20"	2.80"	1.90"
LL4G7	1-1/4"	3	2 AWG	17.8	10	25	6.50"	3.10"	2.30"
LL5G7	1-1/2"	3	2 AWG	24	10	30	7.10"	3.40"	2.60"
LL6G7	2"	3	1/0 AWG	45	5	24	8.10"	4"	3.10"
LL7G7	2-1/2"	3	250 MCM	95.8	1	8	10.70"	5.80"	3.70"
LL8G7	3"	3	250 MCM	119	1	10	10.70"	5.80"	4.40"
LL10G7	4"	3	350 MCM	231	1	17	12.80"	7"	5.40"

RIGID CONDUIT BODIES

LR TYPE - FORM 7



T1G7



PART #	SIZE	WIRE SIZE		INTERNAL VOLUME (IN ³)	MASTER QTY.	WEIGHT/ CASE (LBS.)	A	B	C
		MAX NUMBER	MAX. SIZE						
LR1G7	1/2"	---	---	3.8	10	8	4.50"	2.30"	1.40"
LR2G7	3/4"	3	6 AWG	5.8	10	12	5.20"	2.50"	1.70"
LR3G7	1"	3	4 AWG	9	5	9	6.20"	2.80"	1.90"
LR4G7	1-1/4"	3	2 AWG	17.8	10	25	6.50"	3.10"	2.30"
LR5G7	1-1/2"	3	2 AWG	24	10	30	7.10"	3.40"	2.60"
LR6G7	2"	3	1/0 AWG	45	5	24	8.10"	4"	3.10"
LR7G7	2-1/2"	3	250 MCM	95.8	1	8	10.70"	5.80"	3.70"
LR8G7	3"	3	250 MCM	119	1	10	10.70"	5.80"	4.40"
LR10G7	4"	3	350 MCM	231	1	17	12.80"	7"	5.40"

FEATURES

- NPT tapered hubs
- NEMA FB 1/NEMA 3R raintight when installed with cover and gasket
- Suitable for Class 1 Div.2 hazardous locations when installed according to NEC 2014 501.10(B)(4)

APPLICATIONS

- Serves as pull outlet for conductors being installed

STANDARD MATERIAL

- Gray iron

STANDARD FINISH

- Zinc plated
- Eco-friendly finish with superior corrosion resistant coating
- ASTM B117 (200+ HR NaCl spray test)
- Highly resistant to solvents, fuels and acids

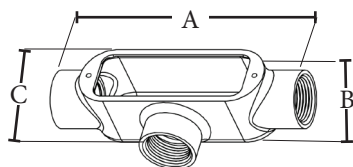
CERTIFICATIONS

- UL Standard: UL 514A and UL 514B
- Fed. Spec: A-A-50563
- NEMA: FB 1

T TYPE - FORM 7



T1G7



PART #	SIZE	WIRE SIZE		INTERNAL VOLUME (IN ³)	MASTER QTY.	WEIGHT/ CASE (LBS.)	A	B	C
		MAX NUMBER	MAX. SIZE						
T1G7	1/2"	---	---	3.8	10	8	5.30"	2.50"	1.80"
T2G7	3/4"	3	6 AWG	5.8	10	13	6.20"	2.70"	2"
T3G7	1"	3	4 AWG	9	5	9	7.30"	3"	2.30"
T4G7	1-1/4"	3	2 AWG	17.8	10	26	7.40"	3.10"	2.30"
T5G7	1-1/2"	3	2 AWG	24	10	32	8.20"	3.40"	2.60"
T6G7	2"	3	1/0 AWG	45	5	25	9.10"	4"	3.10"
T7G7	2-1/2"	3	2/0 AWG	95.8	1	8	12.40"	5.80"	3.70"
T8G7	3"	3	2/0 AWG	119	1	11	12.40"	5.80"	4.40"
T10G7	4"	3	250 MCM	231	1	18	14.50"	7"	5.40"

FEATURES

- NPT tapered hubs
- NEMA FB 1/NEMA 3R raintight when installed with cover and gasket
- Suitable for Class 1 Div.2 hazardous locations when installed according to NEC 2014 501.10(B)(4)

APPLICATIONS

- Serves as pull outlet for conductors being installed

STANDARD MATERIAL

- Gray iron

STANDARD FINISH

- Zinc plated
- Eco-friendly finish with superior corrosion resistant coating
- ASTM B117 (200+ HR NaCl spray test)
- Highly resistant to solvents, fuels and acids

CERTIFICATIONS

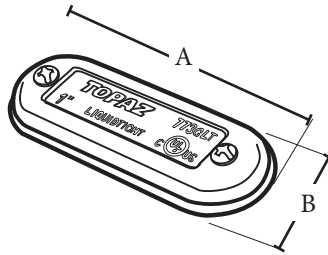
- UL Standard: UL 514A and UL 514B
- Fed. Spec: A-A-50563
- NEMA: FB 1

CONDUIT BODY COVER

FORM 7 LIQUIDTIGHT WITH INTEGRAL GASKET



771GLT



FEATURES

- Domed for extra capacity
- Liquidtight, raintight, oiltight
- Suitable for use in Class I Division 2, Class II Division 1 & 2, Class III Division 1 hazardous locations
- Unique wedge clamp cover design allows easy removal without damaging the conduit body; domed cover design provides additional capacity
- NEMA 4X rated

APPLICATIONS

- Interchangeable with all major brand Form 7 conduit bodies

STANDARD MATERIAL

- Gray iron
- Stainless steel screws
- Silicone gasket

STANDARD FINISH

- Eco-friendly finish with superior corrosion resistant coating
- Exceeds 200 hour salt spray test

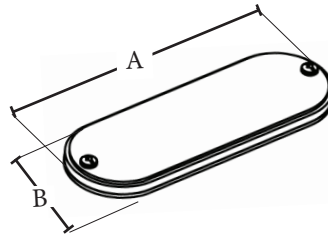
CERTIFICATIONS

- UL Standard: UL 514A
- Fed. Spec: A-A-50563
- NEMA: FB 1 NEMA 4X rated

PART #	SIZE	INNER QTY.	MASTER QTY.	WEIGHT/ CASE (LBS.)	A	B	DEPTH
771GLT	1/2"	10	100	36	3.70"	1.30"	.60"
772GLT	3/4"	10	100	38	4.30"	1.60"	.50"
773GLT	1"	5	50	29	5"	1.80"	.60"
774GLT	1-1/4"	---	25	21	5.60"	2.20"	.70"
775GLT	1-1/2"	---	20	21	6.10"	2.40"	.70"
776GLT	2"	---	20	40	7.10"	3"	.70"
777GLT	2-1/2" - 3"	---	10	20	9.10"	4.30"	.80"
779GLT	3-1/2" - 4"	---	10	31	11"	5.30"	.80"

STEEL CONDUIT BODY COVER

FORM 7 WITH INTEGRAL GASKET



FEATURES

- Domed for extra capacity
- Cover screws help prevent water from entering the conduit body
- Unique wedge clamp cover design allows easy removal without damaging the conduit body
- NEMA 3R

APPLICATIONS

- Interchangeable with all major brand Form 7 conduit bodies

STANDARD MATERIAL

- Steel cover
- Stainless steel screws
- Silicone gasket

STANDARD FINISH

- Zinc plated

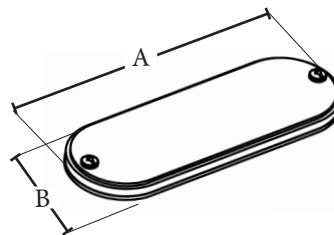
CERTIFICATIONS

- UL Standard: UL 514A and UL 514B
- Fed. Spec: A-A-50563
- NEMA: FB 1 NEMA 3R

PART #	SIZE	INNER QTY.	MASTER QTY.	WEIGHT/ CASE (LBS.)	A	B	DEPTH
771S	1/2"	10	100	11	3.70"	1.30"	.30"
772S	3/4"	10	100	15	4.30"	1.60"	.30"
773S	1"	5	50	10	5"	1.80"	.30"
774S	1-1/4"	---	25	7	5.60"	2.20"	.30"
775S	1-1/2"	---	20	6	6.10"	2.30"	.30"
776S	2"	---	20	8	7.10"	3"	.30"
777S	2-1/2" - 3"	---	10	9	9.10"	4.30"	.50"
779S	3-1/2" - 4"	---	10	12	11"	5.30"	.50"

IRON CONDUIT BODY COVER

FORM 7 WITH INTEGRAL GASKET



FEATURES

- Domed for extra capacity
- Unique wedge clamp cover design allows easy removal without damaging the conduit body
- NEMA 3R

APPLICATIONS

- Interchangeable with all major brand Form 7 conduit bodies

STANDARD MATERIAL

- Iron cover
- Stainless steel screws
- Silicone gasket

STANDARD FINISH

- Zinc plated

CERTIFICATIONS

- UL Standard: UL 514A and UL 514B
- Fed. Spec: A-A-50563
- NEMA: FB 1 NEMA 3R

PART #	SIZE	INNER QTY.	MASTER QTY.	WEIGHT/ CASE (LBS.)	A	B	DEPTH
771G	1/2"	10	100	36	3.70"	1.30"	.60"
772G	3/4"	10	100	38	4.30"	1.60"	.50"
773G	1"	5	50	29	5"	1.80"	.60"
774G	1-1/4"	---	25	21	5.60"	2.20"	.70"
775G	1-1/2"	---	20	21	6.10"	2.40"	.70"
776G	2"	---	20	40	7.10"	3"	.70"
777G	2-1/2" - 3"	---	10	20	9.10"	4.30"	.80"
779G	3-1/2" - 4"	---	10	31	11"	5.30"	.80"

SMARTLB™ CONDUIT BODIES

ALUMINUM OR PVC



KBLB120



PART #	MATERIAL TYPE	SIZE	MASTER QTY.
KBLB120	ALUMINUM	1-1/4"	20
KBLB250		2-1/2"	4
KBLB400		4"	2
KBLB121	PVC	1-1/4"	20
KBLB251		2-1/2"	4
KBLB401		4"	2

FEATURES

- For use with EMT, IMC, Rigid conduit or LT flexible conduit and fittings
- Suitable for indoor/outdoor (OSP) and plenum use
- Built in radius helps prevent cables from getting damaged
- Includes gasketed cover for wet locations
- Meets minimum bend radius of ANSI/TIA/EIA 568 & NECA/FOA
- Recommended by BICSI TDMM 13th for communication cable

APPLICATIONS

- For ease of Service Entrance wire

STANDARD MATERIAL

- Aluminum or PVC

STANDARD FINISH

- Powder coat (Aluminum)

CERTIFICATIONS

- CSA US Listed

EZLB™ SERVICE ENTRANCE CONDUIT BODY

PVC



EZLB200



PART #	MATERIAL TYPE	SIZE	MASTER QTY.
EZLB200	PVC	2"	2

FEATURES

- Patented 3 piece design allows additional wire volume to maneuver wire into place
- Split body design eliminates pinch points
- Design allows easy installation and eliminates wire damage
- Includes 2" collar to connect to PVC conduit
- Includes gasket for wet locations

APPLICATIONS

- For ease of installation of Optical Fiber Cables.

STANDARD MATERIAL

- Molded PVC

CERTIFICATIONS

- cULus Listed

CONDUIT BODIES



Southwire™

CONDUIT BODIES CATALOG

GET SOCIAL WITH US:



/SOUTHWIRETOOLS
/SOUTHWIRETOOLSLATINO



@SOUTHWIRETOOLS



@SOUTHWIRETOOLS



SOUTHWIRETOOLS

SOUTHWIRE.COM | 1-855-SWTOOLS

All Trademarks or Registered Trademarks (TM/®) are owned or licensed by Southwire Company.
Any other TM/® - Trademark or Registered Trademark of Southwire Company.