


# **SOUTHWIRE COMPANY**

**SUSTAINABILITY REPORT**  
CARROLLTON, GEORGIA FACILITIES



## TABLE OF CONTENTS

<b>MESSAGE FROM SOUTHWIRE'S CEO</b>	<b>1</b>
<b>OUR ENVIRONMENTAL STRATEGY</b>	<b>2</b>
<b>OUR IMPACT ON THE ENVIRONMENT</b>	<b>3-7</b>
<b>EMPLOYEE HEALTH AND SAFETY</b>	<b>8-9</b>
<b>COMMUNITY QUALITY OF LIFE</b>	<b>10-13</b>
<b>RELEASES OF TRI CHEMICAL DATA</b>	<b>14-16</b>
<b>RESOURCES USED</b>	<b>17</b>



## MESSAGE FROM SOUTHWIRE'S CEO

1

June 5, 2007

Dear Carroll County neighbors,

Over the past 20 years, many companies have issued environmental reports, telling their neighbors, employees and other stakeholders about their environmental records. These reports have covered emissions and accidents, achievements and failures and short-term goals and long-term aspirations.

More recently, some businesses have broadened their efforts by publishing sustainability reports. These typically go beyond addressing environmental records to highlight activities relative to employee health and safety, community quality of life and other matters.

This is Southwire's first sustainability report. Corporate sustainability programs should have goals by which the company's progress can be measured. By that standard Southwire does not yet have a finished sustainability program. This report is a snapshot of our accomplishments, several open issues and our aspirations for the future. Next year's report will identify specific goals, metrics and deadlines against which you can measure our performance in the years to come.

This report covers three core aspects of our corporate sustainability program – the environment, employee health and safety and quality of life. I believe our work in all three areas is quite encouraging and I am pleased with our direction. Read the following pages and see if you agree.

While our report addresses several topics, environmental issues get the most attention.

This first report focuses on our operations in Carrollton, Georgia and includes information on emissions from our former secondary copper smelter, which closed in 2000.

Improving our communication with the community is an important goal as we develop environmental stewardship, health and safety and quality of life initiatives. Our 2008 report, which will cover our record from 2006, will share these initiatives, as well as describe steps for achieving them.

Nearly half of our 4,200 employees work in Carrollton, where we have three manufacturing plants that produce building wire, utility cable and copper rod and a small facility that performs miscellaneous packaging tasks.

Because of those ties to the community, we feel our company has a special commitment to the place we call home. This report shows how we are working to fulfill that commitment. At Southwire, we use the word sustainability to describe efforts to minimize our impact on the human and natural environments, both now and in the future. We aim to conduct our activities in ways that help our community meet its present needs, while helping to preserve the environment for future generations.

We welcome your comments, suggestions and criticisms about our first sustainability report. We also invite you to visit [www.southwire.com](http://www.southwire.com) for information on our company and its performance.



Stu Thorn  
Southwire President  
and CEO





## 2 OUR ENVIRONMENTAL STRATEGY

### ABOUT THIS REPORT

Several years ago, Southwire started a transformation of its environmental communication policies. Part of this transformation includes a commitment to engage in more direct communication with those living and working in our community. This report – along with meetings, news articles about our performance and other efforts – is a key part of that effort.

Except where otherwise noted, this report does not contain information for operations outside of Carrollton. We intend to include environmental performance data for other Southwire facilities in future reports.

[Appendix 1](#) provides data that Southwire's Carrollton facilities reported to the U.S. Environmental Protection Agency (EPA) through its Toxic Release Inventory (TRI) program for 2005, which is the most recent period for which data has been reported. Also included in Appendix 1 is 2005 data on our energy and water use. Our 2008 Sustainability Report will update this data based on our 2006 TRI report and 2006 energy and water use.

[Addendum 1](#) presents a brief, historical review of TRI emissions, energy use and water use from Southwire's Carrollton operations.

### ENVIRONMENTAL POLICY

We are committed to the following:

- Operating our facilities in compliance with applicable local, state and federal environmental laws and regulations, as well as following more stringent internal standards, where necessary, to better protect our environment.
- A pollution prevention strategy under which we will work toward minimizing waste and potential negative impacts on our community.
- The ongoing improvement of our environmental management system.

## ENVIRONMENTAL MANAGEMENT SYSTEM

Southwire has an environmental management system that:

- Makes each plant manager responsible for complying with environmental regulations at his assigned facility;
- Places staff at each manufacturing plant working on environmental issues and concerns;
- Employs corporate-level staff members dedicated exclusively to environmental support for the plants;
- Provides environmental training so our plant employees and corporate employees stay up-to-date on state and federal rules and regulations;
- Establishes company-wide environmental policies; and
- Audits environmental compliance at all of our plants.

## EPCRA AND TRI – WHAT ARE THEY?

Portions of this report discuss the Toxic Release Inventory (TRI). Here is a bit of history and explanation of the meaning behind those three letters.

As public interest grew for information about toxic chemicals released by businesses beyond their property lines Congress passed the Emergency Planning and Community Right-to-Know Act (EPCRA) in 1986.

EPCRA requires businesses to report the locations and quantities of chemicals stored on-site to state and local governments. These reports are intended to help communities prepare for chemical spills and similar emergencies. Additionally, EPA and state officials collect annual data on releases and transfers of certain toxic chemicals from industrial facilities.

Businesses that release threshold amounts of some 650 chemicals identified by the EPA must report the annual amounts and locations of those releases. That data is published in a yearly report.

# OUR IMPACT ON THE ENVIRONMENT

4

**Southwire works proactively to conserve and protect our resources.**

## **ENVIRONMENTAL PERFORMANCE IN CARROLLTON OVER THE LAST TWO DECADES**

In recent years, air emissions from Copper Division Southwire (CDS) – which included Southwire’s former secondary copper smelter – have been a concern, both for Carrollton residents and for Southwire.

For several reasons, Southwire’s current emissions data looks much different than it did in the past. The focus on improving environmental performance in the mid 1990s resulted in equipment and process improvements that reduced our releases of many chemicals. In addition, we eliminated a major source of metals, dioxin and other chemical emissions when we closed our secondary copper smelter in 2000.

In 1986, the EPA issued a report identifying secondary copper smelters as a source of dioxin emissions. Because little was known about dioxins at that time and no regulatory limits existed for our industry, this report did not gain attention at Southwire.

However, when air permit tests conducted in 1994-95 concluded that dioxins were present in air emissions from the secondary copper smelter, Southwire consulted with outside professionals who told us – in their opinion – it did not appear the smelter emissions had harmed people’s health.

Based on those findings, we went about our business and did not share the data with the community. With the benefit of hindsight, we wish we had discovered these emissions sooner and wish we had brought them to the attention the community more quickly.

In May 2000 Southwire closed its secondary copper smelter and effectively eliminated the source of 99 percent of its dioxins releases. Later that year EPA officials added dioxins to the list of chemicals included under the TRI reporting obligations.

Southwire reported dioxin emissions of approximately two pounds for the five months the secondary copper smelter operated in 2000. Our calculations showed that, had the smelter operated for the entire year, our dioxin emissions would have been close to six pounds.

Our emissions data for the year 2000 appeared in the EPA’s 2002 TRI report. That report identified Southwire’s smelter as the top point source of dioxin air emissions in the nation for companies reporting dioxin emissions.

In response to public concern, we have worked to keep the community informed with regard to dioxin by:

- Paying the costs for a consultant chosen by the Carroll County Health Board to review Southwire’s dioxin emissions data and report his conclusions;
- Working closely with the health board to make information about dioxin emissions available to the public;
- Cooperating with the Tanner Institutional Review Board – which includes local health officials – as it reviewed the matter;

- Paying the expenses for University of Michigan researchers to travel to Carrollton at the request of the health board. Those researchers met with Southwire management, local officials, and the community to discuss findings from a recent study of dioxin emissions from an industry in Midland, Michigan;
- Opening a community environmental office in Carrollton to make our information and people more accessible; and
- Conducting informational meetings with individuals and organizations throughout the county.

To learn more about the relationship between CDS operations and the levels of dioxins in the bodies of our employees, we began studying blood levels in former CDS employees who worked in jobs that had the highest potential for exposure. Blood samples were drawn in early 2007. Once they are available, we will share individual results with participants and aggregate results with the public.

Whether dioxins affect human health is a matter of ongoing investigation and debate in the global scientific community. We can measure the amount of dioxin in a person's body and compare the results to levels found in other people, but we cannot predict whether any given level will cause disease.

Therefore, our study is not designed to assess possible health effects resulting from exposure to dioxin. However, the data will be helpful in furthering the understanding of dioxin exposure and whether Southwire operations contributed to dioxin levels in our employees.

More information about dioxin-like chemicals and the study can be found at [www.foradditionalinfo.com](http://www.foradditionalinfo.com).

## CURRENT PRIORITIES

We are working on defining and quantifying goals and targets for our sustainability efforts, which we plan to share with you in next year's sustainability report.

Southwire continues work in several other areas, including cleanup activities and working to limit the production of greenhouse gases by its facilities.

### Clean-up Activities (Corrective Action)

Metals and other chemicals, including PCBs and dioxin-like compounds, have been identified at our Carrollton facilities. The EPA and the Georgia Environmental Protection Division (EPD) have placed these sites in the Resource Conservation and Recovery Act (RCRA) corrective action program. Through this program, officials with both agencies supervise our investigation and clean up of the sites.

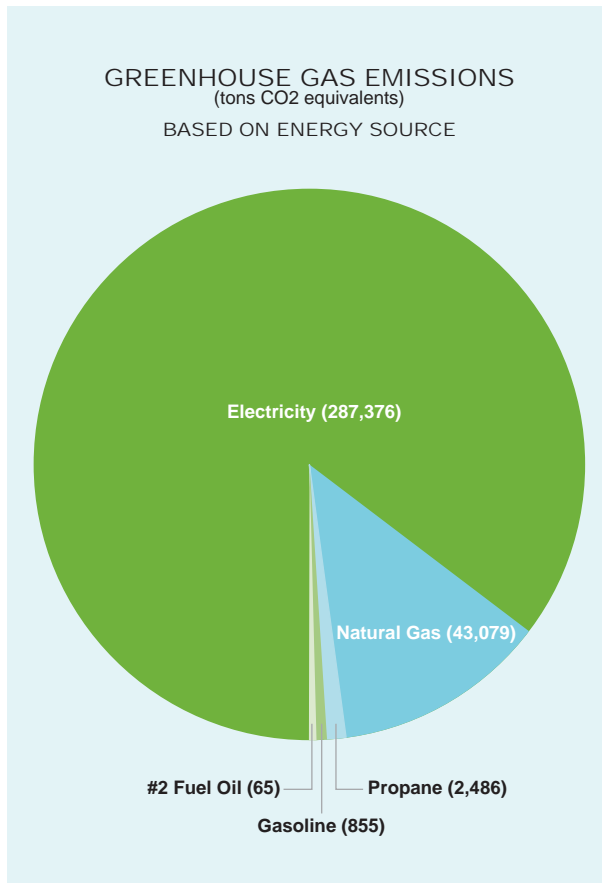
Since 1989, we have been operating a treatment system to remove metals from the groundwater at our Carrollton facility. Southwire submits progress reports to the EPD twice a year.

RCRA also requires the investigation and, where necessary, cleanup of other areas at Southwire that have high concentrations of chemicals. We have completed an investigation of our Carrollton facility and are working with EPD to develop a plan for cleaning the site. As part of this effort, we began addressing in 2006 the release of plasticizers containing phthalates into Buffalo Creek.

Buffalo Creek, which bisects the Southwire property in Carrollton, does not meet the water quality criteria for the presence of copper because of Southwire activities. Since the shutdown of the secondary copper smelter, the copper levels in Buffalo Creek have dropped. We expect that our ongoing clean-up activities will reduce the effect of Southwire operations and the creek will meet the water quality standards.

# OUR IMPACT ON THE ENVIRONMENT

6



## GREENHOUSE GASES

We have built a preliminary framework for inventorying greenhouse emissions from Southwire operations in Carrollton.

This figure at the left shows the estimated amount of greenhouse gas – tons of carbon dioxide equivalents – emitted through the generation or consumption of different energy sources by Southwire. It shows that the use of electricity accounts for 85 percent of Southwire's emission of greenhouse gases. The burning of natural gas is the second largest source at 13 percent.

Southwire is taking the following measures, which reduce energy consumption, cut energy costs and decrease greenhouse gas emissions:

- Decreasing electricity usage by:
  - Using high efficiency motors
  - Using energy efficient lighting in office and manufacturing facilities
  - Recycling scrap wire, reels and pallets
  - Encouraging energy efficiency in the homes of employees through education and by distributing energy efficient light bulbs
- Decreasing fossil fuel consumption by:
  - Using high efficiency furnaces
  - Using molten aluminum instead of solid aluminum
  - Using point of use hot water heaters
  - Using hybrid cars and electric carts
  - product shipment density, giving a discount for full load pick-ups, inter-modal shipments, consolidating shipments from suppliers and improving material flow within our plants
- Developing energy efficient cables for the marketplace



## PROACTIVE MEASURES

We are working to minimize the environmental footprint that our products and we leave behind. To this end, we are actively working on a variety of strategies to reduce, reuse and recycle our resources, while rethinking how we design our products. We continue to seek ways to make our processes more energy efficient by reducing our use of fuels per unit of production.

As we work to reduce the amount of scrap materials we generate, Southwire also reuses some of the waste it inevitably produces. Much of the copper waste created through our wire manufacturing processes is reused at our copper rod mill in Carrollton, removing it from the waste stream.

In September 2005, Southwire unveiled the latest generation of its high-temperature superconducting (HTS) power cable, which is installed at an American Electric Power substation in Columbus, Ohio.

Superconducting cables, operating at extremely low temperatures, eliminate virtually all resistance to the flow of electric current. The cables can deliver up to five times more electricity than traditional copper or aluminum cables and have the potential to address the challenge of providing sufficient electricity to densely populated areas.

Additionally, because HTS cables can carry more current at a lower voltage over longer distances, large power transformers could be located farther from urban centers and densely populated areas freeing up valuable real estate for development or green space.

Southwire also is looking at the way we package our products. A large share of our cable is shipped on wooden reels. Southwire's new Enviro-Coils™ packaging eliminates the need for those reels. Not only does this reduce the number of trees harvested to make wooden reels, but, more importantly, it also eliminates the need to dispose of reels after they are spent in the field.

# EMPLOYEE HEALTH AND SAFETY

8

As the previous section illustrates, Southwire is working to maximize efficient use of natural resources. We take the same approach when it comes to our most precious resource – our people. They are behind Southwire’s success.

Other wire and cable manufacturers use the same machines and processes as we do. What sets us apart are the people who run those machines, giving full attention to quality and service. Protecting their health and safety is, and always has been, one of our most important goals.

## HEALTH

The best way to minimize injury or illness is to prevent them. Understanding that principle, Southwire offers a variety of wellness initiatives to employees.

Southwire’s Wired for Wellness Center provides access for Carrollton employees and their families to fitness equipment, recreation leagues, aerobics programs and a series of programs designed to help participants keep fit. In recent months, the center has hosted family wellness days where parents and children can learn about fitness together.

Employees also have access to a disease management program for those suffering from diabetes. Participants have access to medical advice, nutrition information and other benefits. Plans are to expand the program to cover other diseases.

If an employee is injured or becomes sick, Southwire’s Family Medical Center in Carrollton is available. A staff of three doctors, a nurse practitioner, a triage nurse and other professionals provide standard medical care for Southwire employees and their families for a \$10 co-payment per visit. The medical center also includes a fully stocked pharmacy.

## SAFETY

Safety at all levels throughout the company remains one of our areas of highest focus. Thanks to hard work among our employees, our safety record compares favorably with those across our industry.

With a goal of eliminating workplace accidents, Southwire is pushing harder with new programs and achievements. We are establishing a partnership with the Occupational Safety and Health Administration (OSHA), including the implementation of OSHA’s Voluntary Protection Program (VPP) at several Southwire plants.

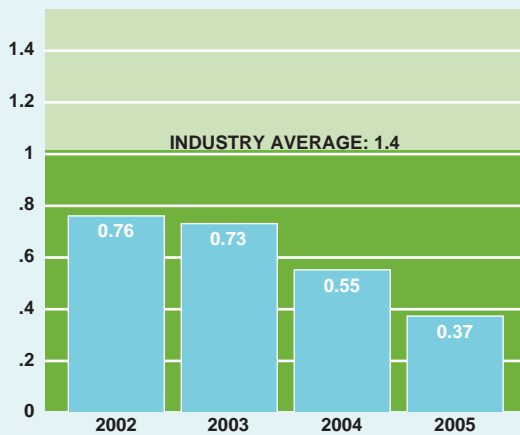
The program recognizes companies with comprehensive health and safety programs and which have achieved outstanding safety records.

Southwire is introducing behavioral-based safety programs at its plants. These programs operate under the belief that nearly all workplace accidents are triggered by unsafe behavior, such as ducking under machines to reach controls or not holding handrails when climbing stairs. By changing those behaviors, many of which most people are not aware of, accidents can be eliminated.

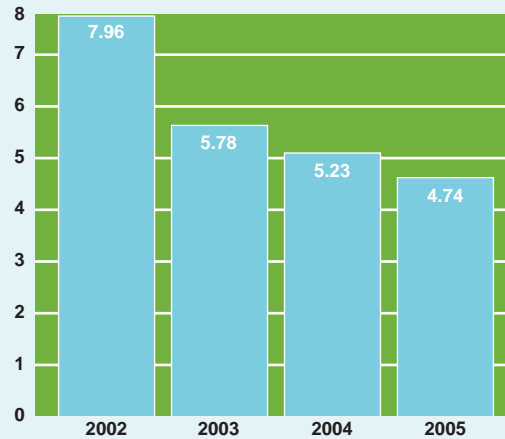
In addition, Southwire is implementing an advanced reporting system that provides real-time information regarding accidents to everyone from operators to the CEO. To drive home the seriousness of working safely, we are producing a series of videos called “Not So Routine,” which is designed to demonstrate how becoming too comfortable with one’s job can prove dangerous. Employees who have been injured at work tell their stories and how accidents have affected their lives, both on and off the job.

Our efforts are paying off. Southwire's lost-time accident rate across the company dropped by half from 2002 to 2005, declining from .76 to .37. We also cut the rate of reportable accidents by nearly half, with a decline from 7.96 to 4.74 over the same time.

### LOST WORK CASE RATE



### OSHA RECORDABLE RATE



## COMMUNITY QUALITY OF LIFE

10

In addition to our environmental and employee commitments, Southwire understands its role as a corporate citizen and takes that commitment very seriously. Being involved in a community means more than providing jobs. It also takes getting involved in efforts to improve quality of life.

Southwire has a proud legacy of community service. The Richards family has been instrumental in the development of Tanner Medical Center, the Richards College of Business at the University of West Georgia, the Roy Richards Cancer Center and other institutions.

After learning that one in three students starting first grade in Carroll County will not graduate, Southwire joined with the Carroll County Schools to create 12 for Life an innovative partnership that places students in real jobs, allowing them to earn wages and credit toward diplomas. The goal is to instill in students the belief that, if they complete a full 12 years of education, they will have better lives.

Coming from a variety of backgrounds, those participating in the program attend regular classes for part of the day. For the remainder, they work in actual jobs, making actual Southwire products. School officials identify students in danger of dropping out and conduct a screening of those chosen. All students accepted must pass Southwire's regular hiring requirements.

To foster a spirit of volunteerism among its employees, Southwire recently established a community involvement policy, which allows full-time employees time off from work to assist with approved civic club duties, mentor programs, public school projects or charitable events – up to six times per year. Southwire also may reimburse a portion of, or all, current civic club membership dues, mentor program fees, charitable or community club fees for any hourly or salaried full-time employee.

Southwire also sponsors a team of employees, which volunteers regularly throughout Carroll

County through the company's Project GIFT (Giving Inspiration for Tomorrow) program. Known as the blackshirts, the team lends a hand through beautification efforts, Special Olympics events, dinners for the elderly and other projects.

In the weeks following Hurricane Katrina, Southwire led community efforts to collect supplies for victims of the hurricane in Mississippi. The drive collected four tractor-trailer loads of supplies, which Southwire delivered.

Here at home, Southwire sponsors an annual back-to-school supply giveaway. In 2006, more than 4,500 children from across the region received bags of school supplies.

Knowing that many children may not receive gifts at Christmas without help from Toys for Tots, Southwire has sponsored toy drives for the last three years. In 2006, the company collected more than 3,200 toys – easily surpassing its goal of 2,500 – through employee and community drives.

To teach children about electrical safety, Southwire donates special coloring books and crayons to elementary school students throughout the county each May during National Electrical Safety Month.

Southwire provides financial support to various organizations throughout the community, including KidsPeace and Live Oak Shelter, residential facilities for troubled youth; the Carroll County Chapter of the American Red Cross; the Georgia Partnership for Excellence in Education; the Carroll County Chapter of Habitat for Humanity and many others.

Southwire's commitment to employees, community, the environment and other issues flow through everything we do. As our motto says, we deliver power, and we do it through working hard to ensure we provide the best products, service and community involvement we can.

Appendix 1: 2005 environmental data  
IMPACT OF FACILITY OPERATIONS IN 2005

**EMISSIONS OF TRI CHEMICALS**

The declining trends – both in emissions and release of TRI chemicals and in energy and water use – seen throughout the last several years continued in 2005. Data for the year are included in the table below.

**ENERGY AND WATER USE**

Southwire’s primary sources of energy are electricity and natural gas. In 2005, Southwire used 639 MMcf (million cubic feet) of natural gas and 168 GWHs (gigawatt hours) of electricity.

Southwire uses water in manufacturing processes, cleaning operations, steam production, cooling systems, landscaping, drinking water for employees and sanitary purposes. When practical, Southwire uses “closed-loop” systems for its manufacturing processes, so the water is reused many times.

Southwire continues to investigate the use of more water-efficient processes and to increase the re-use of process water for facility operations. In 2005, Southwire used some 72 million gallons of water in its Carrollton operations. Approximately 53.3 percent of that came from the city of Carrollton. Another 44.3 percent came from Southwire Lake and 2.4 percent from rainfall.

TRI CHEMICAL 2005	RELEASES TO AIR (LB)	RELEASES TO SURFACE WATER (LB)	TRANSFERS OFF-SITE		TOTAL (LB)
			WASTE MANAGED OFF-SITE (LB)	WASTE DISPOSED LANDFILL (LB)	
Antimony Compounds	94	2	12,637	58	12,791
Copper Compounds	4,364	115	977	398,338	403,794
Decabromodiphenyl oxide	18	0	1,992	0	2,010
Dioxin and dioxin-like compounds	0.0037	0	0.0000038	0.00049	0.0042
Lead Compounds	345	11	22,011	195	22,562
<b>TOTAL</b>	<b>4,821</b>	<b>128</b>	<b>37,616</b>	<b>398,592</b>	<b>441,157</b>



# COMMUNITY QUALITY OF LIFE

12

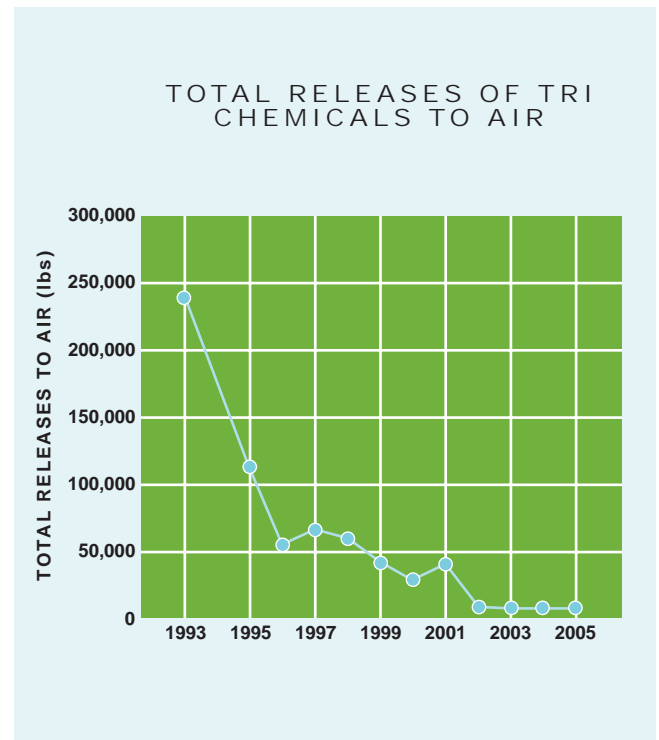
## ENVIRONMENTAL COMPLIANCE

Even with a focus on minimizing our impact on the environment, we have made some mistakes. We try to inform the community about our mistakes through news items in the local media. In 2005, we had:

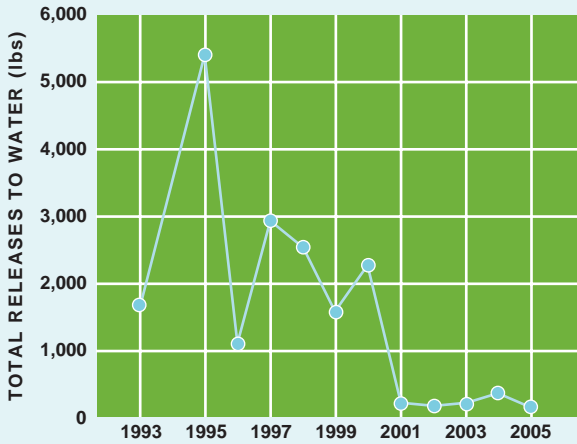
- One “notice of violation” resulting from the mechanical failure of some emissions control equipment; and
- One “reportable release” for which we notified the Georgia Environmental Protection Division of a release of two gallons of soluble oil into Buffalo Creek.

### Addendum 1: Emissions History

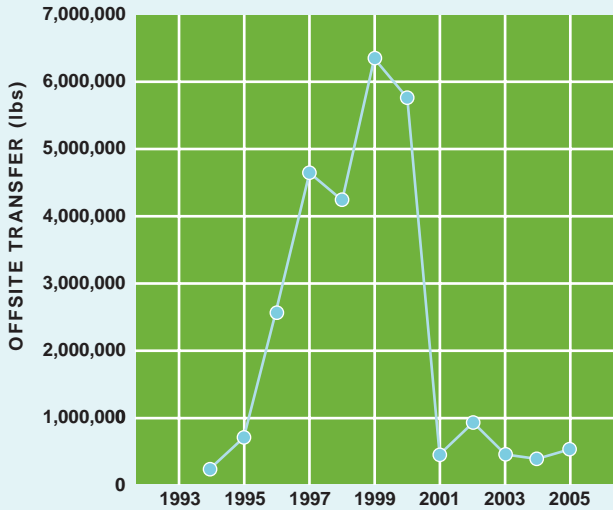
Since the mid 1990s, Southwire’s releases and emissions of TRI reportable chemicals to the air, to water and through waste transferred off site have dropped dramatically. Those decreases are shown in the following three graphs. Following those charts are three tables that show decreases in the amounts of specific chemicals emitted by Southwire.



TOTAL DIRECT RELEASES OF TRI CHEMICALS TO WATER



OFFSITE TRANSFER OF TRI CHEMICALS  
(Treatment, Disposal, Recycling or Energy Recovery)



## RELEASES OF TRI CHEMICALS INTO AIR

CHEMICAL	1994	1995	1996	1997	1998	1999	2000	2001	2002	2003	2004	2005
Acetophenone	4,400	15,500	72	39	1	1	1	(1)	(1)	(1)	(1)	(1)
Ammonia	3,300	2,700	2,800	2,482	1,264	0	0	(1)	(1)	(1)	(1)	(1)
Antimony compounds	5,272	3,575	1,259	1,040	1,070	1,107	507	71	72	76	85	94
Arsenic Compounds	2,830	1,900	1,820	1,560	1,823	1,591	673	(1)	(1)	(1)	(1)	(1)
Barium Compounds	0	0	(1)	(1)	(1)	(1)	(1)	(1)	(1)	(1)	(1)	(1)
Chromium/Chromium Compounds	180	150	63	44	44	47	22	5	0	0	0	0
Copper/Copper Compounds	33,630	25,730	15,421	13,759	15,263	13,310	8,783	4,125	3,946	4,147	4,308	4,364
Decabromodiphenyl oxide	(1)	(1)	(1)	(1)	(1)	(1)	(1)	(1)	(1)	(1)	(1)	18
Dioxin/Dioxin-like compounds	(2)	(2)	(2)	(2)	(2)	(2)	2	0.02	0.02	0.02	0.004	0.004
Hexachlorobenzene	(1)	(1)	(1)	(1)	(1)	(1)	15 (5)	(1)	(1)	(1)	(1)	(1)
Hydrochloric Acid	71,100	(3,4)	(1)	(1)	(1)	(1)	(1)	(1)	(1)	(1)	(1)	(1)
Hydrogen Fluoride	25,740	(4)	(1)	(1)	(1)	(1)	(1)	(1)	(1)	(1)	(1)	(1)
Lead Compounds	39,301	27,501	7,902	4,800	4,948	4,671	2,314	333	332	330	341	345
MEK	(1)	(1)	(1)	(1)	(1)	(1)	(1)	(1)	(1)	7,794(6)	7,627(6)	(2)
Mercury Compounds	(1)	(1)	(1)	(1)	(1)	(1)	0.2 (5)	(1)	(1)	(1)	(1)	(1)
Methanol	(1)	(1)	(1)	13,844	19,679	7,448	10,405	28,938	(1)	(1)	(1)	(1)
Nickel/Nickel Compounds	280	203	78	99	83	76	45	3	(1)	(1)	(1)	(1)
Selenium Compounds	124	52	21	18	19	19	(1)	(1)	(1)	(1)	(1)	(1)
Silver Compounds	64	28	10	9	9	9	5	(1)	(1)	(1)	(1)	(1)
Sulfuric Acid	3,500	(3,4)	(1)	(1)	(1)	(1)	(1)	(1)	(1)	(1)	(1)	(1)
Thiourea	(1)	(1)	(1)	0	(1)	0	0	(1)	(1)	(1)	(1)	(1)
Xylene	14,160	11,270	13,370	13,377	(1)	(1)	(1)	(1)	(1)	(1)	(1)	(1)
Zinc Compounds	35,319	26,900	8,900	7,841	10,073	8,888	3,621	(1)	(1)	(1)	(1)	(1)
Total	239,200	115,509	51,716	58,912	54,276	37,167	26,393	33,475	4,350	4,553	4,734	4,821

(1) Did not exceed US EPA reporting threshold.

(2) Chemical not on the TRI list

(3) Chemical definition changed to delist non-aerosol forms.

(4) Retesting showed the chemical not present in amounts high enough to exceed the reporting threshold.

(5) Reporting threshold lowered.

(6) The EPA delisted MEK in 2005 and removed it from its historic database (TRI Explorer). Thus, even though Southwire reported MEK in 2003 and 2004, it is not included in the total releases.

## RELEASES OF TRI CHEMICALS INTO WATER

CHEMICAL	1994	1995	1996	1997	1998	1999	2000	2001	2002	2003	2004	2005
Acetophenone	14	13	14	1	0	0	1	(1)	(1)	(1)	(1)	(1)
Ammonia	0	0	0	0	0	0	0	(1)	(1)	(1)	(1)	(1)
Antimony compounds	7	7	9	11	13	8	8	3	4	2	20	2
Arsenic Compounds	11	26	7	13	32	21	22	(1)	(1)	(1)	(1)	(1)
Barium Compounds	0	69	(1)	(1)	(1)	(1)	(1)	(1)	(1)	(1)	(1)	(1)
Chromium/Chromium Compounds	5	48	3	10	7	3	6	0	0	0	0	0
Copper/Copper Compounds	878	1,370	501	1,753	1,555	993	1,290	132	106	135	181	115
Decabromodiphenyl oxide	(1)	(1)	(1)	(1)	(1)	(1)	(1)	(1)	(1)	(1)	(1)	0
Dioxin/Dioxin-like compounds	(2)	(2)	(2)	(2)	(2)	(2)	0	0	0	0	0	0
Hexachlorobenzene	(1)	(1)	(1)	(1)	(1)	(1)	0 (5)	(1)	(1)	(1)	(1)	(1)
Hydrochloric Acid	0	(3,4)	(1)	(1)	(1)	(1)	(1)	(1)	(1)	(1)	(1)	(1)
Hydrogen Fluoride	0	(4)	(1)	(1)	(1)	(1)	(1)	(1)	(1)	(1)	(1)	(1)
Lead Compounds	203	2,900	203	602	212	131	156	20	14	16	27	11
MEK	(1)	(1)	(1)	(1)	(1)	(1)	(1)	(1)	(1)	0	0	(2)
Mercury Compounds	(1)	(1)	(1)	(1)	(1)	(1)	0 (5)	(1)	(1)	(1)	(1)	(1)
Methanol	(1)	(1)	(1)	0	0	0	0	0	(1)	(1)	(1)	(1)
Nickel/Nickel Compounds	100	130	20	55	57	32	40	0	(1)	(1)	(1)	(1)
Selenium Compounds	0	0	0	0	7	5	(1)	(1)	(1)	(1)	(1)	(1)
Silver Compounds	7	0	12	2	3	2	2	(1)	(1)	(1)	(1)	(1)
Sulfuric Acid	0	(3,4)	(1)	(1)	(1)	(1)	(1)	(1)	(1)	(1)	(1)	(1)
Thiourea	(1)	(1)	(1)	0	(1)	0	0	(1)	(1)	(1)	(1)	(1)
Xylene	0	0	0	0	(1)	(1)	(1)	(1)	(1)	(1)	(1)	(1)
Zinc Compounds	450	830	244	442	477	332	698	(1)	(1)	(1)	(1)	(1)
Total	1,675	5,393	1,013	2,889	2,363	1,527	2,223	155	124	153	228	128

(1) Did not exceed US EPA reporting threshold.

(2) Chemical not on the TRI list

(3) Chemical definition changed to delist non-aerosol forms.

(4) Retesting showed the chemical not present in amounts high enough to exceed the reporting threshold.

(5) Reporting threshold lowered.

(6) The EPA delisted MEK in 2005 and removed it from its historic database (TRI Explorer). Thus, even though Southwire reported MEK in 2003 and 2004, it is not included in the total releases.

## TRANSFER OF TRI CHEMICALS OFF-SITE

(Treatment, Disposal, Recycling, Energy Recovery)

CHEMICAL	1994	1995	1996	1997	1998	1999	2000	2001	2002	2003	2004	2005
Acetophenone	2,835	2,654	415	12,549	8,743	17,673	9,025	(1)	(1)	(1)	(1)	(1)
Ammonia	0	0	0	0	0	0	0	(1)	(1)	(1)	(1)	(1)
Antimony compounds	9,436	7,390	1,361	8,113	6,798	9,895	173,694	7,560	8,650	6,095	11,081	12,695
Arsenic Compounds	120	2,817	9,765	15,316	24,455	20,642	142,018	(1)	(1)	(1)	(1)	(1)
Barium Compounds	162	71	(1)	(1)	(1)	(1)	(1)	(1)	(1)	(1)	(1)	(1)
Chromium/Chromium Compounds	150,426	173,736	201,505	73,727	21,064	49,662	26,287	24	0	0	0	0
Copper/Copper Compounds	5,430	25,580	64,813	461,870	352,398	709,275	1,988,374	407,033	1,063,720	365,641	265,747	399,315
Decabromodiphenyl oxide	(1)	(1)	(1)	(1)	(1)	(1)	(1)	(1)	(1)	(1)	(1)	1,992
Dioxin/Dioxin-like compounds	(2)	(2)	(2)	(2)	(2)	(2)	0.3	0.001	0.3	0.001	0.001	0.0005
Hexachlorobenzene	(1)	(1)	(1)	(1)	(1)	(1)	0 (5)	(1)	(1)	(1)	(1)	(1)
Hydrochloric Acid	0	(3,4)	(1)	(1)	(1)	(1)	(1)	(1)	(1)	(1)	(1)	(1)
Hydrogen Fluoride	0	(4)	(1)	(1)	(1)	(1)	(1)	(1)	(1)	(1)	(1)	(1)
Lead Compounds	29,661	266,264	891,259	881,459	562,716	924,250	701,856	19,867	89,640	10,760	19,038	22,207
MEK	(1)	(1)	(1)	(1)	(1)	(1)	(1)	(1)	(1)	3,208(6)	2,915(6)	(2)
Mercury Compounds	(1)	(1)	(1)	(1)	(1)	(1)	20 (5)	(1)	(1)	(1)	(1)	(1)
Methanol	(1)	(1)	(1)	3	8,790	10,813	459	298	(1)	(1)	(1)	(1)
Nickel/Nickel Compounds	41	235	604	8,562	9,381	23,911	228,547	57	(1)	(1)	(1)	(1)
Selenium Compounds	0	280	1,012	2,559	1,010	8,116	(1)	(1)	(1)	(1)	(1)	(1)
Silver Compounds	1	80	288	582	405	1,583	2,713	(1)	(1)	(1)	(1)	(1)
Sulfuric Acid	0	(3,4)	(1)	(1)	(1)	(1)	(1)	(1)	(1)	(1)	(1)	(1)
Thiourea	(1)	(1)	(1)	0	(1)	0	0	(1)	(1)	(1)	(1)	(1)
Xylene	1,569	197	136	92	(1)	(1)	(1)	(1)	(1)	(1)	(1)	(1)
Zinc Compounds	1,844	301,365	1,440,013	3,142,573	3,161,820	4,403,528	2,499,016	(1)	(1)	(1)	(1)	(1)
Total	201,525	780,669	2,611,171	4,607,405	4,157,580	6,179,348	5,772,009	434,839	1,162,011	382,496	295,866	436,209

(1) Did not exceed US EPA reporting threshold.

(2) Chemical not on the TRI list

(3) Chemical definition changed to delist non-aerosol forms.

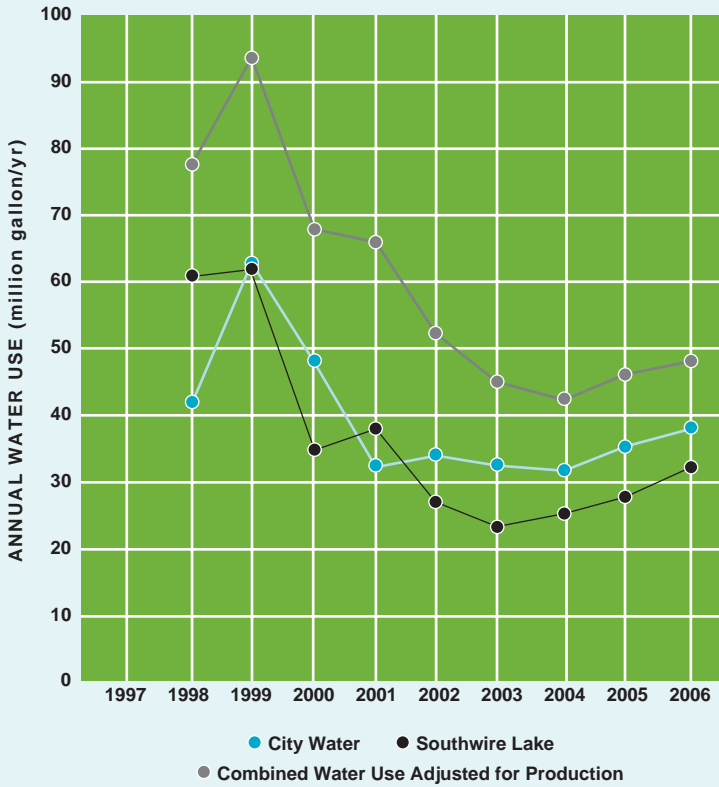
(4) Retesting showed the chemical not present in amounts high enough to exceed the reporting threshold.

(5) Reporting threshold lowered.

(6) The EPA delisted MEK in 2005 and removed it from its historic database (TRI Explorer). Thus, even though Southwire reported MEK in 2003 and 2004, it is not included in the total releases.



## WATER WITHDRAWAL



## ENERGY USE

Conserving energy plays a role in protecting the environment.

We are working to reduce our use of electricity, water, natural gas and other fuels.

These graphs show natural gas and electricity use for 2001-2005.

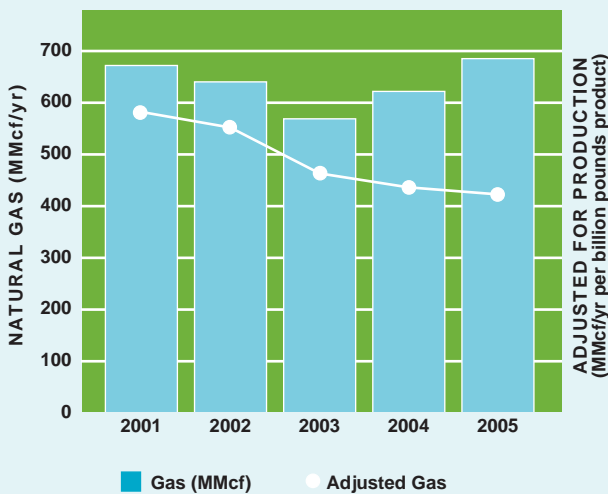
These graphs also show the energy usage adjusted for production – or the amount of energy used divided by the amount of product manufactured that year.

For example, for each billion pounds of production in 2001, almost 580 MMcf of natural gas was used. In 2005, for the same amount of production, only 430 MMcf of natural gas was used.

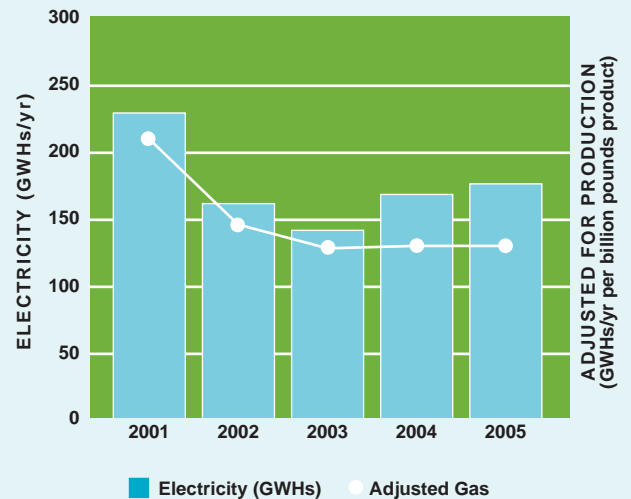
## WATER USE

Southwire uses water from several sources, including the City of Carrollton, Southwire Lake, rainfall and groundwater. Most of the water, some 97.6 percent in 2005, comes from either the city or the lake. This figure shows the amount of water used from the city system and from the lake by all Southwire Carrollton facilities since 1998.

## NATURAL GAS USAGE



## ELECTRICITY USAGE





**Southwire<sup>®</sup>**

Southwire Company, One Southwire Drive, Carrollton, GA 30119